

MSU Senior Survey



1. 1. Graduation Date



Month

	May	August	December	Response Count
Please select the month and year that you plan to graduate:	59.3% (16)	40.7% (11)	0.0% (0)	27



Year

	2012	2013	2014	2015	2016	2017	2018	2019	2020	Response Count
Please select the month and year that you plan to graduate:	0.0% (0)	0.0% (0)	0.0% (0)	29.6% (8)	70.4% (19)	0.0% (0)	0.0% (0)	0.0% (0)	0.0% (0)	27
answered question										27
skipped question										0


2. 2. Gender

		Response Percent	Response Count
Female		96.3%	26
Male		3.7%	1
answered question			27
skipped question			0



3. 3. Ethnic Background



		Response Percent	Response Count
White		96.3%	26
Black/African-American		3.7%	1
Asian		0.0%	0
Hispanic/Latino		0.0%	0
American Indian/Alaskan Native		0.0%	0
Native Hawaiian/Other Pacific Islander		0.0%	0
Two or more races		0.0%	0
answered question			27
skipped question			0

4. 4. Are you a U.S. citizen?



		Response Percent	Response Count
Yes		100.0%	27
No		0.0%	0
answered question			27
skipped question			0

5. 5. What is your residency classification at MSU?




		Response Percent	Response Count
In-state		40.7%	11
Out-of-state		59.3%	16
International		0.0%	0
answered question			27
skipped question			0






8. 8. Has either of your parents received a degree from MSU?

		Response Percent	Response Count
Yes		7.4%	2
No		92.6%	25
answered question			27
skipped question			0

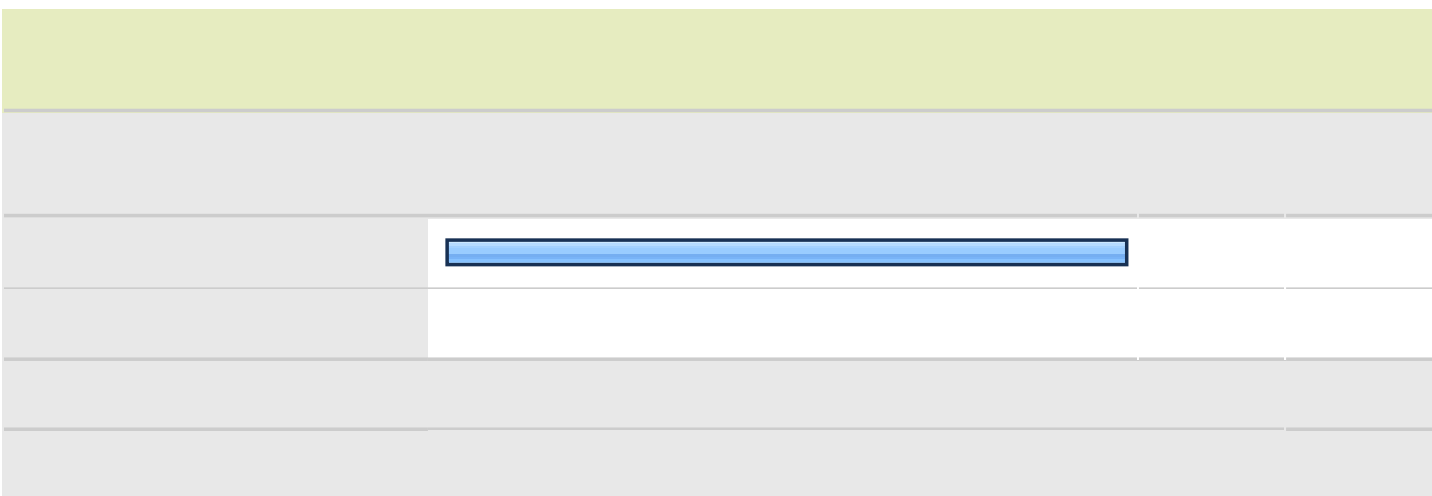
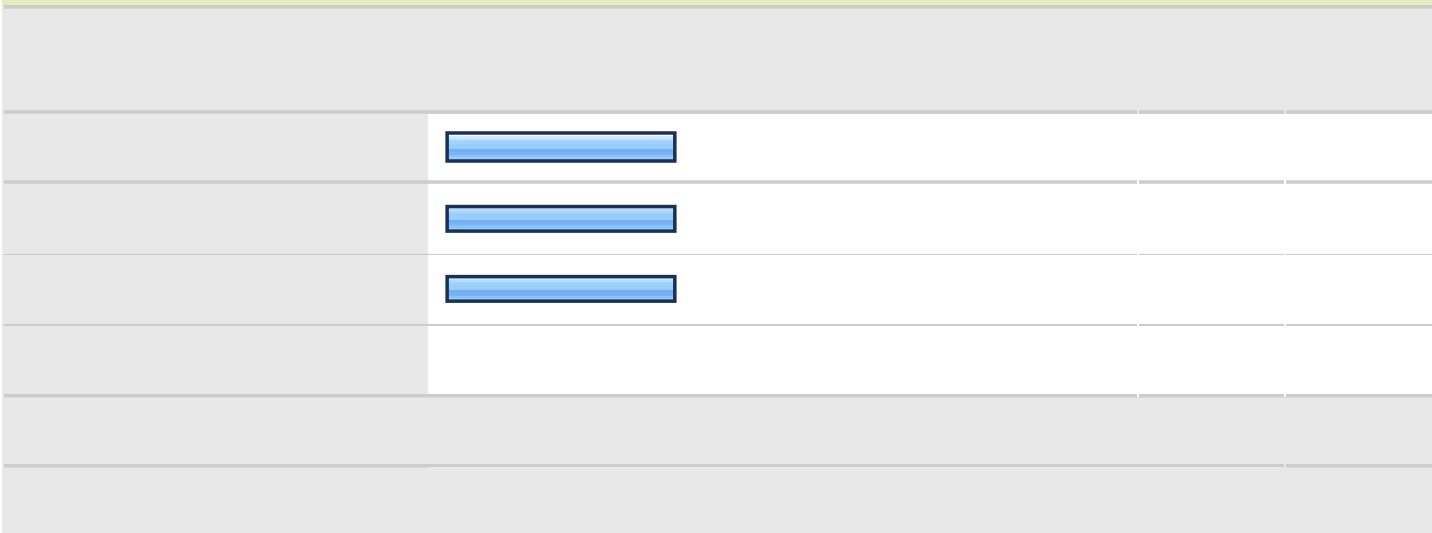
9. 9. What was your original entry status to MSU?

		Response Percent	Response Count
Freshman		77.8%	21
Transfer from community college/technical school		11.1%	3
Transfer from 4-yr institution		11.1%	3
answered question			27
skipped question			0









10. 10. How many credits were transferred?

		Response Percent	Response Count
12 or fewer		16.7%	1
13-30		0.0%	0
31-60		50.0%	3
Over 60		33.3%	2
answered question			6
skipped question			21

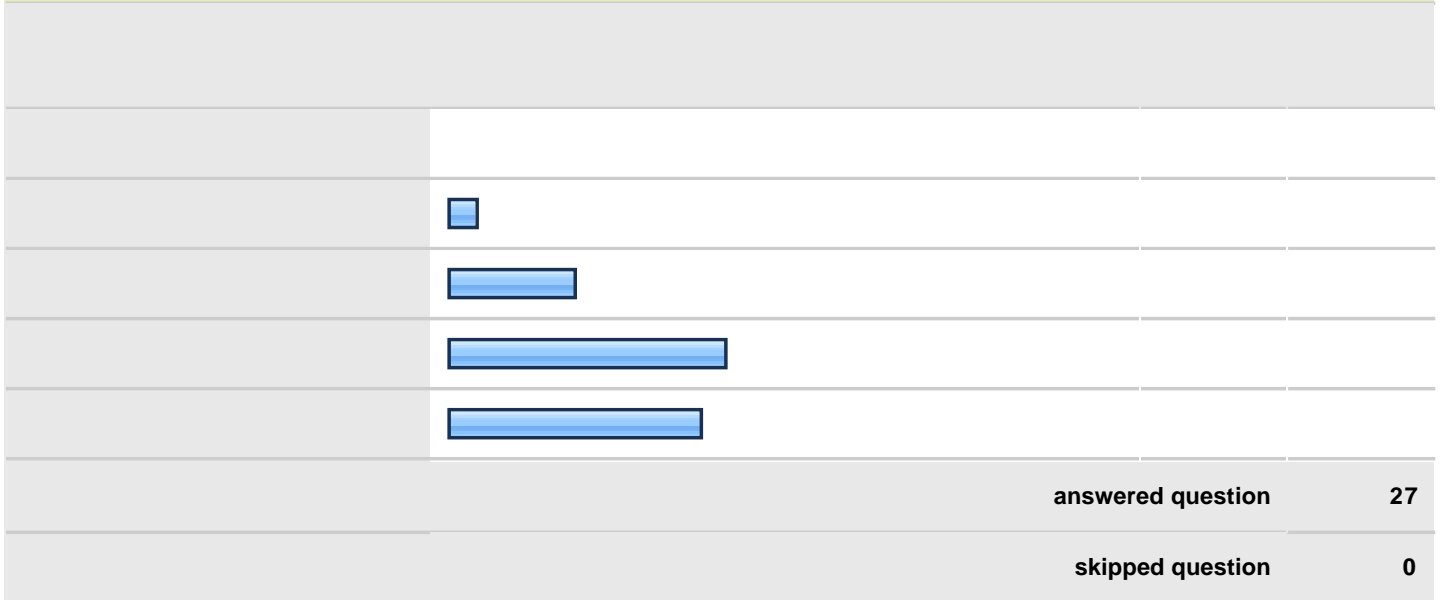
11. 11. Approximately what percent of your University StuPsiour Uni0.91 0.k8.9999 cm2ral



13. 13. In which Residential College are you a member?

		Response Percent	Response Count
Do not know		7.4%	2
Clark College		11.1%	3
Elizabeth College		11.1%	3
Franklin-Springer Colleges		14.8%	4
Hart College		29.6%	8
Hester College		3.7%	1
Regents College		3.7%	1
Richmond College		18.5%	5
White College		0.0%	0
answered question			27
skipped question			0

16. 16. In what range does your grade point average fall?



17. 17. Please identify the program/major in which you are earning a degree. If you have a double major, check both of your majors. (Note: Liberal Arts and Integrated Studies Students, check Liberal Arts or Integrated Studies. Do not check your field of study as a major.)

Civil Engineering Technology (bachelor's)		0.0%	0
Communication Disorders		0.0%	0
Community Health		0.0%	0
Computer Information Systems		0.0%	0
Computer Science		0.0%	0
Creative Writing (BFA)		0.0%	0
Criminal Justice		0.0%	0
Economics	<input checked="" type="checkbox"/>	3.7%	1
Electromechanical Engineering Technology		0.0%	0
Elementary School Education		0.0%	0
Engineering Graphics & Design		0.0%	0
Engineering Physics		0.0%	0
English		0.0%	0
English Education (TESOL)		0.0%	0
Exercise Science		0.0%	0
Finance		0.0%	0
French		0.0%	0
General Studies (associate's)		0.0%	0
Geosciences		0.0%	0
German		0.0%	0
answered question			27
skipped question			0

17. 17. Please identify the program/major in which you are earning a degree. If you have a double major, check both of your majors. (Note: Liberal Arts and Integrated Studies Students, check Liberal Arts or Integrated Studies. Do not check your field of study as a major.)

Graphic Communications Media		0.0%	0
Health & Physical Education		0.0%	0
Health Information Administration		0.0%	0
History		0.0%	0
Industrial Technology (associate's)		0.0%	0
Integrated Studies (BIS)		0.0%	0
Interdisciplinary Early Childhood Education		0.0%	0
Interior Design		0.0%	0
International Business		0.0%	0
International Studies		0.0%	0
Japanese		0.0%	0
Journalism		0.0%	0
Learning & Behavior Disorders		0.0%	0
Liberal Arts		0.0%	0
Logistics & Supply Chain Management		0.0%	0
Management		0.0%	0
Manufacturing Technology		0.0%	0
Marketing		0.0%	0
Mathematics	<input type="checkbox"/>	3.7%	1
answered question			27
skipped question			0

17. 17. Please identify the program/major in which you are earning a degree. If you have a double major, check both of your majors. (Note: Liberal Arts and Integrated Studies Students, check Liberal Arts or Integrated Studies. Do not check your field of study as a major.)

Middle School Education		0.0%	0
Music		0.0%	0
Music Business		0.0%	0
Nonprofit Leadership Studies	<input checked="" type="checkbox"/>	3.7%	1
Nursing		0.0%	0
Nursing/RN to BSN		0.0%	0
Nutrition, Dietetics, & Food Mgmt		0.0%	0
Occupational Safety and Health		0.0%	0
Organizational Communication		0.0%	0
Philosophy		0.0%	0
Physics		0.0%	0
Political Science		0.0%	0
Psychology		0.0%	0
Public Administration		0.0%	0
Public Relations		0.0%	0
Recreation & Leisure Services		0.0%	0
Social Work		0.0%	0
Sociology		0.0%	0
Spanish		0.0%	0
Telecommunications Systems Mgmt		0.0%	0
answered question			27
skipped question			0



19. 21. Which best describes your situation?

[Redacted]



[Redacted]

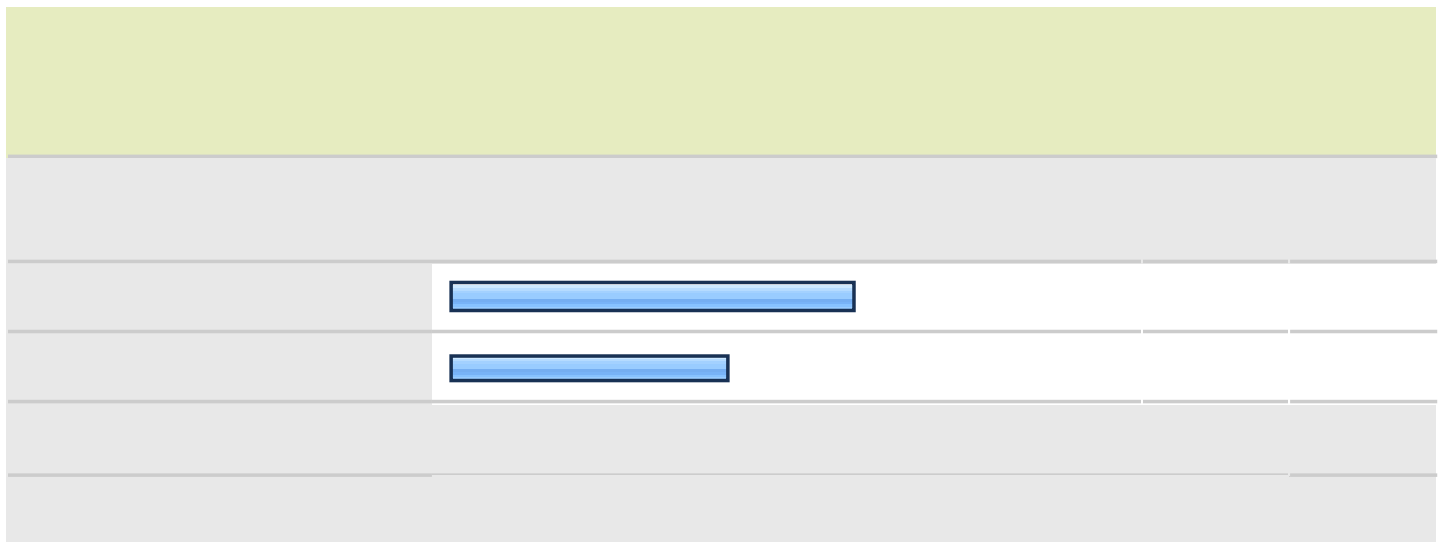
answered question

27












24. 26. Did you take any online courses while at Murray State?

		Response Percent	Response Count
Yes		96.3%	26
No		3.7%	1
answered question			27
skipped question			0





[Redacted]	
[Redacted]	[Redacted]
[Redacted]	[Redacted]
[Redacted]	[Redacted]

[Redacted]
[Redacted]



31. 33. Which statement best describes your experience with academic advising in your major/area?

		Response Percent	Response Count
Cannot judge; I did not make use of the opportunity.		0.0%	0
I was satisfied with information my adviser provided.		88.9%	24
Advice was inaccurate, incomplete, or misleading.		11.1%	3
My adviser was not available.		0.0%	0
answered question			27
skipped question			0

31. 33. Which statement best describes your experience with academic advising in your major/area?

answered question 27

skipped question 0

46 Effectiveness of library personnel in meeting your information needs	30.8% (8)	65.4% (17)	3.8% (1)	0.0% (0)	3.27	26
47. Access to on-hand or electronic library resources	23.1% (6)	65.4% (17)	11.5% (3)	0.0% (0)	3.12	26
48. Computer, individual and group						

35. 90. To what extent did you participate in Residential College activities?

		Response Percent	Response Count
Did not participate		11.5%	3
Frequently		19.2%	5
Occasionally		42.3%	11
Seldom		26.9%	7
answered question			26
skipped question			1

38. Questions 93-102 The University has formulated ten desired "Characteristics of the Murray State University Graduate." Please indicate how effective your MSU experience was in enhancing your abilities in each area.

	Very effective	Effective	Ineffective	Very ineffective	Rating Average	Rating Count
93. Engage in mature, independent and creative thought and express that thought effectively in oral and written communication;	32.0% (8)	68.0% (17)	0.0% (0)	0.0% (0)	3.32	25
94. Understand and apply the critical and scientific methodologies that academic disciplines employ to discover knowledge and ascertain its validity;	32.0% (8)	68.0% (17)	0.0% (0)	0.0% (0)	3.32	25
95. Apply sound standards of information gathering, analysis and evaluation to reach logical decisions;	36.0% (9)	64.0% (16)	0.0% (0)	0.0% (0)	3.36	25
96. Understand the roles and applications of science and technology in the solution of the problems of a changing world;	32.0% (8)	68.0% (17)	0.0% (0)	0.0% (0)	3.32	25
97. Demonstrate a critical understanding of the world's historical, literary, philosophical and artistic traditions;	28.0% (7)	56.0% (14)	16.0% (4)	0.0% (0)	3.12	25
98. Understand the dynamics of cultural diversity, of competing economic and political systems, and of complex moral and ethical issues;	28.0% (7)	72.0% (18)	0.0% (0)	0.0% (0)	3.28	25
99. Understand the nature of and engage in ethical behavior and responsible citizenship;	28.0% (7)	68.0% (17)	4.0% (1)	0.0% (0)	3.24	25
				answered question		25
				skipped question		2

38. Questions 93-102 The University has formulated ten desired "Characteristics of the Murray State University Graduate." Please indicate how effective your MSU experience was in enhancing your abilities in each area.

100. Understand the importance of the behaviors necessary to maintain a healthy lifestyle;	32.0% (8)	64.0% (16)	4.0% (1)	0.0% (0)	3.28	25
101. Demonstrate mastery of a chosen field of study;	44.0% (11)	56.0% (14)	0.0% (0)	0.0% (0)	3.44	25
102. Value intellectual pursuit and continuous learning in a changing world.	32.0% (8)	68.0% (17)	0.0% (0)	0.0% (0)	3.32	25
answered question						25
skipped question						2

39. 103. What do you expect to do after you graduate?

answered question 25

skipped question 2

40. 104. If you are already employed, how closely related is your job to your field of study?

Response



answered question 25





skipped question 2

41. 105. If you intend to work full-time, what do you expect your salary to be?





answered question 25

skipped question 2

42. 106. If you intend to continue your education, please indicate which statement best describes the institution you will attend.

		Response Percent	Response Count
Murray State University		12.0%	3
University/College in Kentucky		4.0%	1
University/College outside Kentucky		32.0%	8
Does not apply		52.0%	13
		answered question	25
		skipped question	2

43. 107. "I would recommend Murray State University to a prospective student."

		Response Percent	Response Count
Strongly agree		56.0%	14
Agree		36.0%	9
Disagree		4.0%	1
Strongly disagree		4.0%	1
		answered question	25
		skipped question	2