

--	--	--	--	--


--	--	--	--	--

--	--	--	--	--	--	--	--	--	--

--	--	--	--	--	--	--	--	--	--

--	--	--	--	--	--	--	--	--	--

--	--	--	--	--	--	--	--	--	--



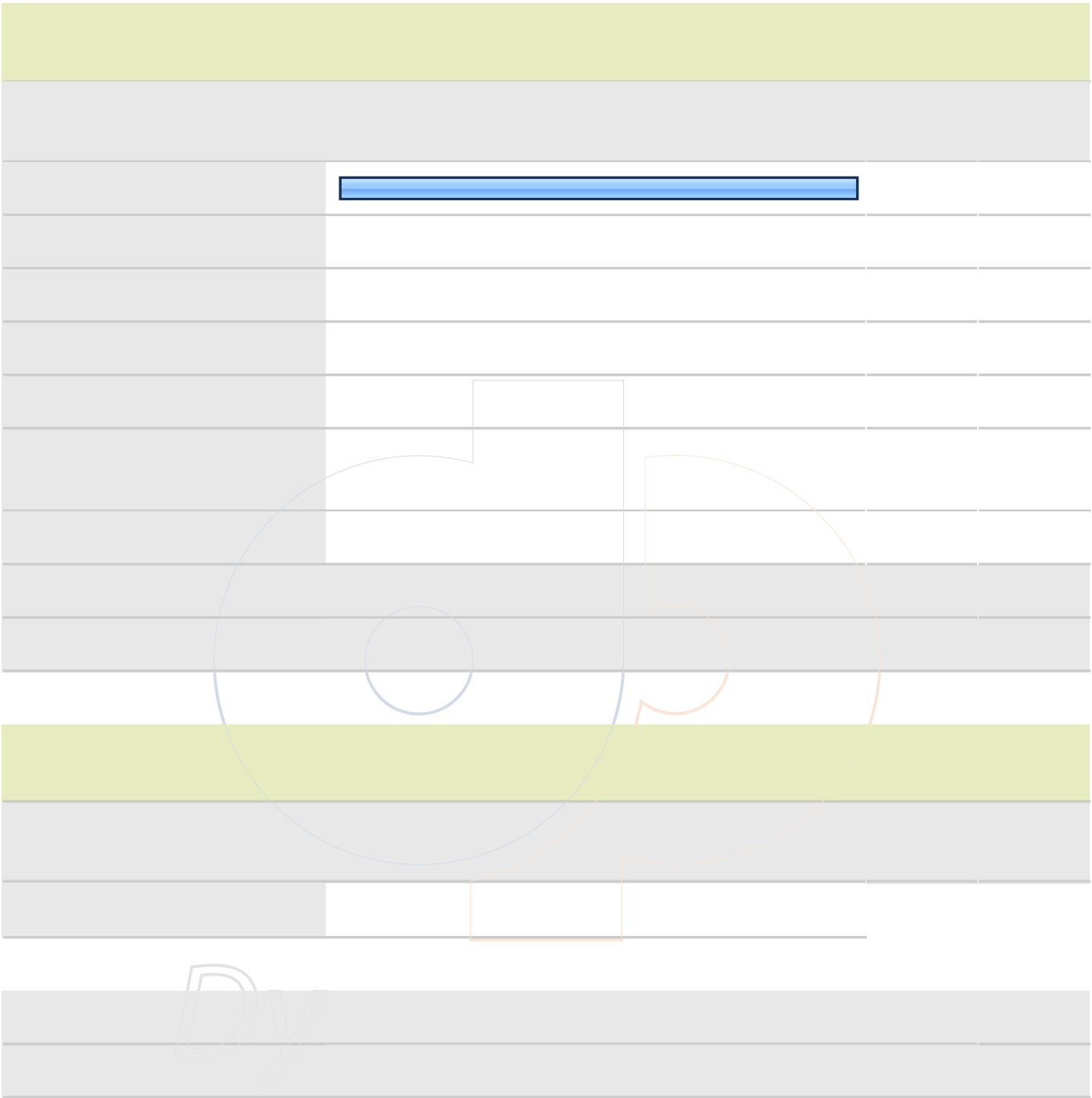
--	--	--	--	--	--	--	--	--	--

--	--	--	--	--	--	--	--	--	--



--	--	--	--	--	--	--	--	--	--

--	--	--	--	--	--	--	--	--	--

Dy



5. 5. What is your residency classification at MSU?

		Response Percent	Response Count
In-state		85.7%	12
Out-of-state		14.3%	2
International		0.0%	0
		answered question	14
		skipped question	0



5. 5. What is your residency classification at MSU?


answered question	14
skipped question	0

6. 6. Age


		Response Percent	Response Count
24 or younger		78.6%	11
25-34		7.1%	1
35-44		7.1%	1
45 or older		7.1%	1
		answered question	14
		skipped question	0

7. 7. Has either of your parents received a bachelor's degree?







		Response Percent	Response Count
Yes		78.6%	11
No		21.4%	3
		answered question	14
		skipped question	0



Dy



13. 13. In which Residential College are you a member?


		Response Percent	Response Count
Do not know		0.0%	0
Clark College		21.4%	3
Elizabeth College		7.1%	1
Franklin-Springer Colleges		0.0%	0
Hart College		14.3%	2
Hester College		21.4%	3
Regents College		0.0%	0
Richmond College		14.3%	2
White College		21.4%	3
		answered question	14
		skipped question	0

Dy





13. 13. In which Residential College are you a member?

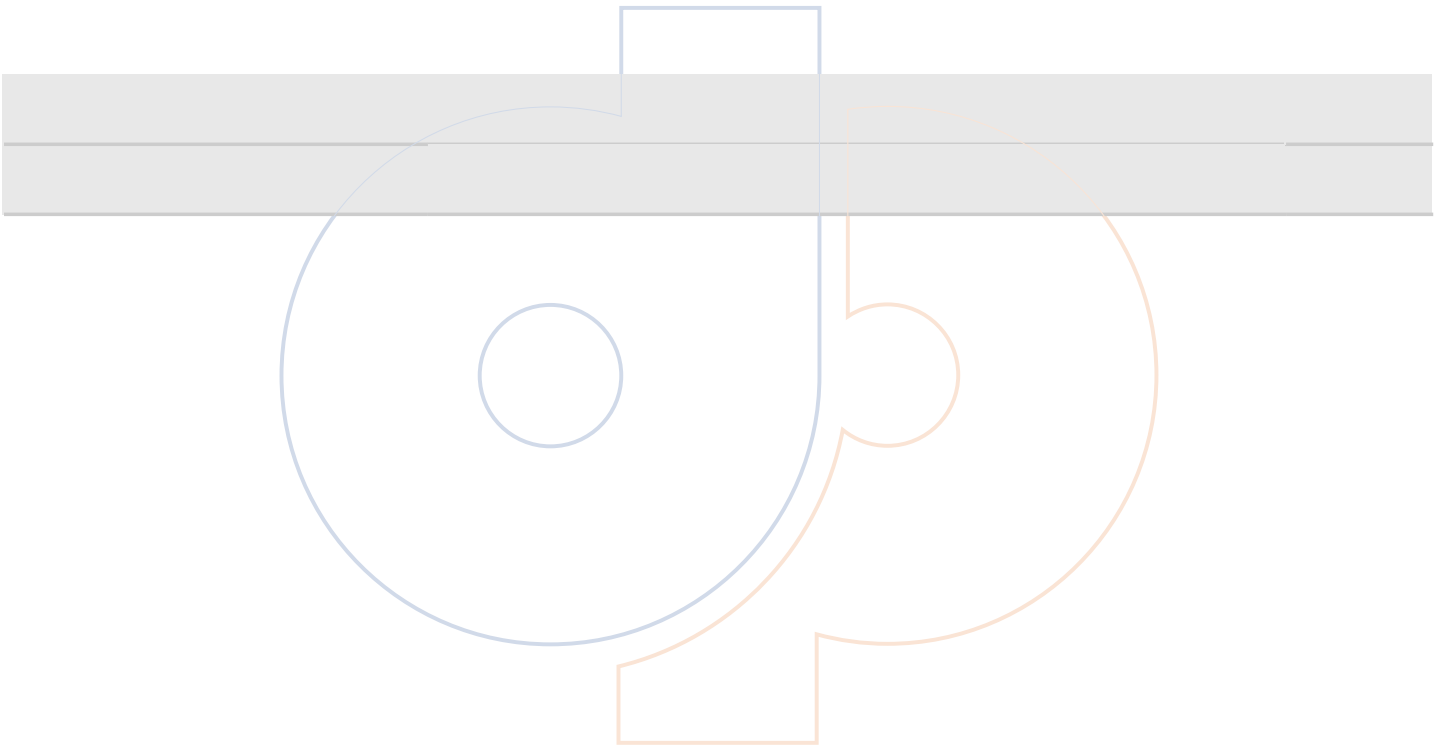
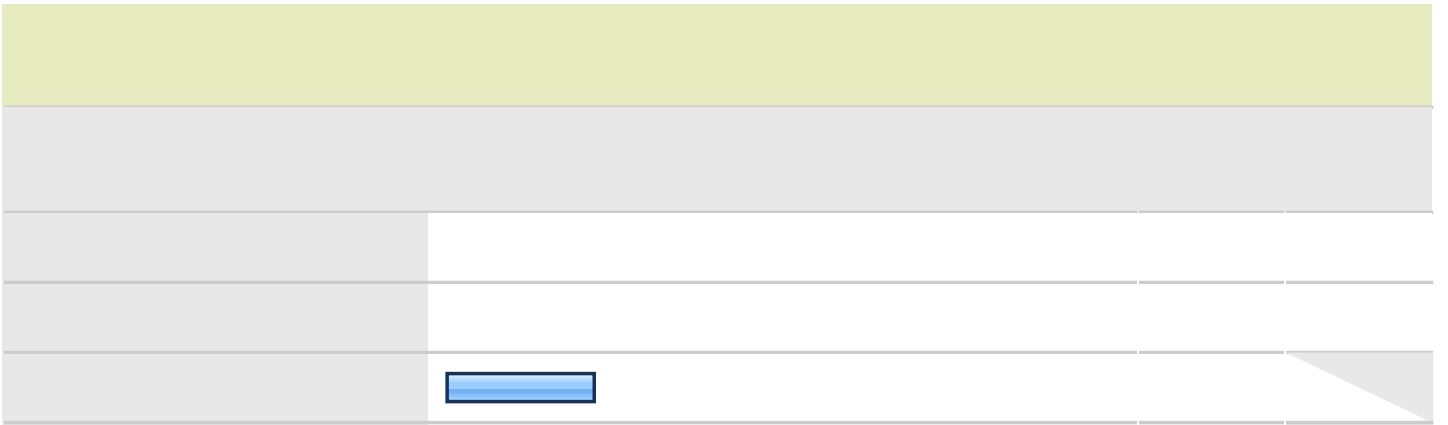
answered question	14
skipped question	0

14. 14. Have you ever received any type of Financial Aid while at MSU? (scholarships, grants, work-study, etc.)

		Response Percent	Response Count
Yes		100.0%	14
No		0.0%	0
		answered question	14
		skipped question	0

15. 15. How many years will it take you to complete your degree from the point of your initial enrollment in college (including any time at a previous institution)?

		Response Percent	Response Count
Two		7.1%	1
Three		14.3%	2
Four		71.4%	10
Five		7.1%	1
Six		0.0%	0
More than six		0.0%	0
		answered question	14
		skipped question	0




Dy



17. 17. Please identify the program/major in which you are earning a degree. If you have a double major, check both of your majors. (Note: Liberal Arts and Integrated Studies Students, check Liberal Arts or Integrated Studies. Do not check your field of study as a major.)

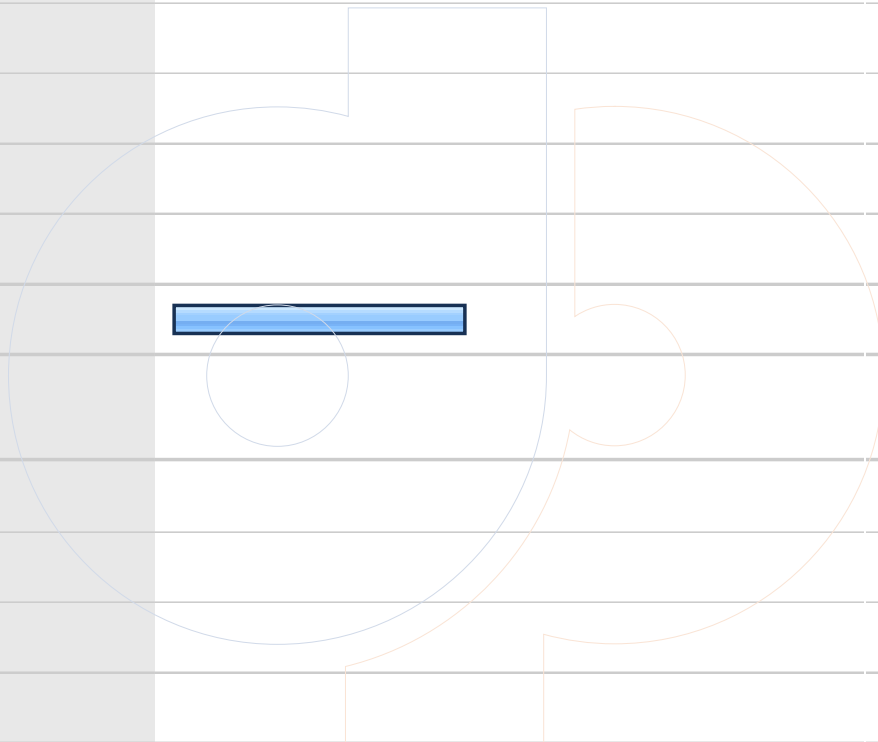
	Response Percent	Response Count
Accounting	0.0%	0
Advertising	0.0%	0
Agricultural Science & Technology (associate's)	0.0%	0
Agricultural Science (bachelor's)	0.0%	0
Animal Technology/Animal-Equine	0.0%	0
Animal Technology/Vet Tech, Pre-Vet	0.0%	0
Applied Physics	0.0%	0
Art	0.0%	0
Athletic Training	0.0%	0
Biology	0.0%	0
Business Administration (associate's)	0.0%	0
Business Administration (bachelor's)	0.0%	0
Career & Technical Education (associate's)	0.0%	0
Career & Technical Education (bachelor's)	0.0%	0
Chemistry	0.0%	0
Civil Engineering Technology (associate's)	0.0%	0
	answered question	14
	skipped question	0



Civil Engineering Technology
(bachelor's)

0.0%

0



17. 17. Please identify the program/major in which you are earning a degree. If you

Blank lined area for text entry, featuring a large, faint watermark logo in the center.




17. 17. Please identify the program/major in which you are earning a degree. If you have a double major, check both of your majors. (Note: Liberal Arts and Integrated Studies Students, check Liberal Arts or Integrated Studies. Do not check your field of study as a major.)

Middle School Education	0.0%	0
Music	0.0%	0
Music Business	0.0%	0
Nonprofit Leadership Studies	0.0%	0
Nursing	0.0%	0
Nursing/RN to BSN	0.0%	0
Nutrition, Dietetics, & Food Mgmt	0.0%	0
Occupational Safety and Health	0.0%	0
Organizational Communication	0.0%	0
Philosophy	0.0%	0
Physics	0.0%	0
Political Science	0.0%	0
Psychology	0.0%	0
Public Administration	0.0%	0
Public Relations	0.0%	0
Recreation & Leisure Services	0.0%	0
Social Work	0.0%	0
Sociology	0.0%	0
Spanish	0.0%	0
Telecommunications Systems Mgmt	0.0%	0
answered question		14
skipped question		0



17. 17. Please identify the program/major in which you are earning a degree. If you have a double major, check both of your majors. (Note: Liberal Arts and Integrated Studies Students, check Liberal Arts or Integrated Studies. Do not check your field of study as a major.)


Television Production	0.0%	0
Theatre	0.0%	0
Wildlife & Conservation Biology	0.0%	0
answered question		14
skipped question		0

18. 20. What is the highest degree you eventually hope to receive?

		Response Percent	Response Count
Associate		0.0%	0
Baccalaureate		42.9%	6
Graduate		50.0%	7
Professional		7.1%	1
answered question		14	
skipped question		0	

19. 21. Which best describes your situation?

		Response Percent	Response Count
Did not change major/area		28.6%	4
Did not initially declare major/area		0.0%	0
Changed major/area		71.4%	10
		answered question	14
		skipped question	0



19. 21. Which best describes your situation?

answered question	14
skipped question	0

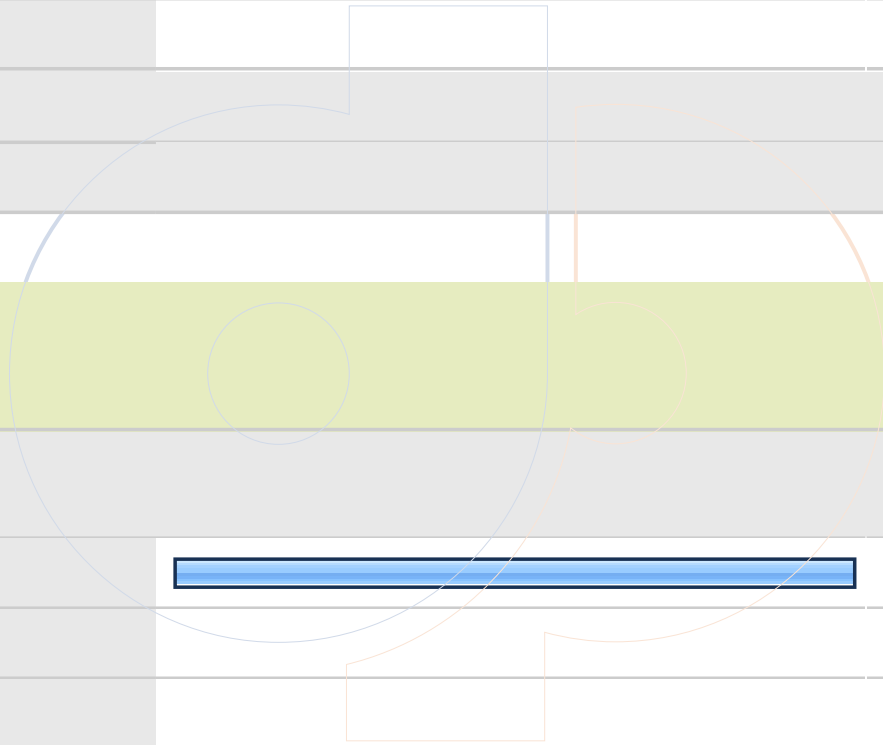
20. 22. While school was in session during the past year, how many hours per week, on average, did you work for pay?

		Response Percent	Response Count
Did not work		21.4%	3
Worked 1-10 hrs		14.3%	2
Worked 11-20 hrs		35.7%	5
Worked 21-30 hrs		28.6%	4
Worked 31-40 hrs		0.0%	0
Worked over 40 hrs		0.0%	0
		answered question	14
		skipped question	0



21. 23. For the most part, were classes offered at times convenient to you?

		Response Percent	Response Count
Yes		100.0%	14
No		0.0%	0
		answered question	14
		skipped question	0



22. 24. What time would you havq 1 0 0 1 410.0012 454.4987 cm q 1 0 0 1 123.0015 454.4987



24. 26. Did you take any online courses while at Murray State?




		Response Percent	Response Count
Yes		71.4%	10
No		28.6%	4
answered question			14
skipped question			0

25. 27. Did it take you an extra semester or more to complete degree requirements at Murray State?

		Response Percent	Response Count
Yes		21.4%	3
No		78.6%	11
answered question			14
skipped question			0

Dy

26. 28. Why did it take you an extra semester or more?

		Response Percent	Response Count
Work obligation limited my enrollment.		0.0%	0
Family obligations limited my enrollment.		33.3%	1
Tuition and other costs of attendance limited my enrollment.		0.0%	0
A decision to change majors added to my requirements.		33.3%	1
A required course or courses were not offered.		0.0%	0
Credits were lost transferring to Murray State.		0.0%	0
Other (please specify)		33.3%	1
		answered question	3
		skipped question	11

Dy





29. 31. Which statement best describes your experience with off-campus coop/internship?

		Response Percent	Response Count
Cannot judge; I did not have one.		57.1%	8
My experience was very valuable.		42.9%	6
My experience was valuable.		0.0%	0
My experience was of little value.		0.0%	0
My experience was of no value.		0.0%	0
		answered question	14
		skipped question	0

30. 32. Which statement best describes your experience with on-campus faculty-directed research, scholarly, or creative project?

		Response Percent	Response Count
		answered question	14
		skipped question	0


31. 33. Which statement best describes your experience with academic advising in your major/area?

		Response Percent	Response Count
Cannot judge; I did not make use of the opportunity.		7.1%	1
I was satisfied with information my adviser provided.		92.9%	13
Advice was inaccurate, incomplete, or misleading.		0.0%	0
My adviser was not available.		0.0%	0
		answered question	14
		skipped question	0

Dy

31. 33. Which statement best describes your experience with academic advising in your major/area?

answered question



46 Effectiveness of library personnel in meeting your information needs	35.7% (5)	64.3% (9)	0.0% (0)	0.0% (0)	3.36	14
47. Access to on-hand or electronic library resources	57.1% (8)	42.9% (6)	0.0% (0)	0.0% (0)	3.57	14
48. Computer, individual and group work spaces available within						

34. Questions 56-89 For each of these services, activities or programs that you used, please indicate the extent to which you were satisfied that they met your needs. For those that you did not use, mark the "Did Not Use" option.

	Very satisfied	Satisfied	Dissatisfied	Very dissatisfied	Did Not Use	Rating Average	Rating Count
56. African-American/Multicultural Student Services	0.0% (0)	7.7% (1)	0.0% (0)	0.0% (0)	92.3% (12)	3.00	13
57. Blackboard/Canvas	15.4% (2)	76.9% (10)	0.0% (0)	0.0% (0)	7.7% (1)	3.17	13
58. Career Services Office	7.7% (1)	38.5% (5)	7.7% (1)	0.0% (0)	46.2% (6)	3.00	13
59. Cultural programming and activities	0.0% (0)	23.1% (3)	0.0% (0)	0.0% (0)	76.9% (10)	3.00	13
60. Degree audit (MAP report)	23.1% (3)	76.9% (10)	0.0% (0)	0.0% (0)	0.0% (0)	3.23	13
61. Financial Aid Office customer service	15.4% (2)	38.5% (5)	23.1% (3)	7.7% (1)	15.4% (2)	2.73	13
62. Dining Services	30.8% (4)	38.5% (5)	7.7% (1)	0.0% (0)	23.1% (3)	3.30	13
63. Graduation Office	15.4% (2)	61.5% (8)	0.0% (0)	0.0% (0)	23.1% (3)	3.20	13
64. Greek life and activities	0.0% (0)	38.5% (5)	0.0% (0)	0.0% (0)	61.5% (8)	3.00	13
65. Health Services	23.1% (3)	30.8% (4)	7.7% (1)	0.0% (0)	38.5% (5)	3.25	13
answered question							13
skipped question							1

34. Questions 56-89 For each of these services, activities or programs that you used, please indicate the extent to which you were satisfied that they met your needs. For those that you did not use, mark the "Did Not Use" option.





68. International student support services	0.0% (0)	7.7% (1)	0.0% (0)	0.0% (0)	92.3% (12)	3.00	13
69. Internet and wireless access for study and research needs	23.1% (3)	69.2% (9)	0.0% (0)	0.0% (0)	7.7% (1)	3.25	13
70. Intramural Sports and Recreation	7.7% (1)	38.5% (5)	0.0% (0)	0.0% (0)	53.8% (7)	3.17	13
71. LGBT programs	0.0% (0)	7.7% (1)	0.0% (0)	0.0% (0)	92.3% (12)	3.00	13
72. Lowry Center/Developmental courses and tutoring	0.0% (0)	16.7% (2)	0.0% (0)	0.0% (0)	83.3% (10)	3.00	12
73. Library	30.8% (4)	46.2% (6)	0.0% (0)	0.0% (0)	23.1% (3)	3.40	13
74. MSU web site	23.1% (3)	76.9% (10)	0.0% (0)	0.0% (0)	0.0% (0)	3.23	13
75. NCAA Sports	7.7% (1)	38.5% (5)	7.7% (1)	0.0% (0)	46.2% (6)	3.00	13
76. Online courses that are not Blackboard or Canvas	7.7% (1)	15.4% (2)	0.0% (0)	7.7% (1)	69.2% (9)	2.75	13
77. Public Safety/Security Services	7.7% (1)	38.5% (5)	0.0% (0)	0.0% (0)	53.8% (7)	3.17	13
78. Registration through myGate	23.1% (3)	76.9% (10)	0.0% (0)	0.0% (0)	0.0% (0)	3.23	13
79. Residential College programming and activities	0.0% (0)	38.5% (5)	0.0% (0)	0.0% (0)	61.5% (8)	3.00	13
80. Scholarships/grants/student employment	30.8% (4)	53.8% (7)	15.4% (2)	0.0% (0)	0.0% (0)	3.15	13
81. Services for non-traditional students	7.7% (1)	15.4% (2)	7.7% (1)	0.0% (0)	69.2% (9)	3.00	13
answered question							13
skipped question							1


34. Questions 56-89 For each of these services, activities or programs that you used, please indicate the extent to which you were satisfied that they met your needs. For those that you did not use, mark the "Did Not Use" option.

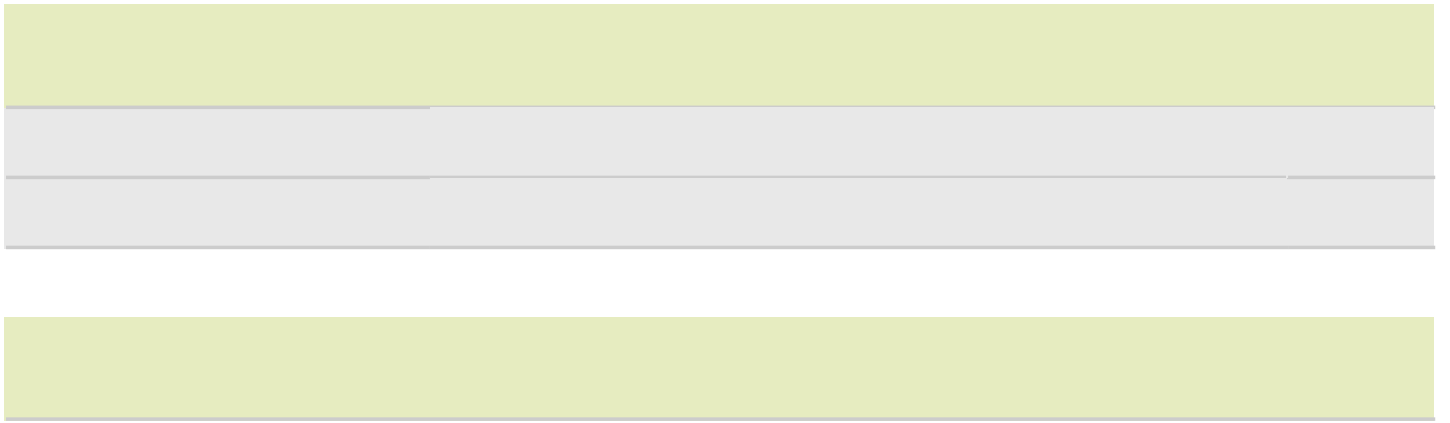
82. Student Disability Services (SDS)	0.0% (0)	7.7% (1)	0.0% (0)	0.0% (0)	92.3% (12)	3.00	13	
83. Transcript requests	7.7% (1)	53.8% (7)	0.0% (0)	0.0% (0)	38.5% (5)	3.13	13	
84. Student Support Services (SSS)	0.0% (0)	15.4% (2)	0.0% (0)	0.0% (0)	84.6% (11)	3.00	13	
85. Transfer Center	7.7% (1)	38.5% (5)	0.0% (0)	0.0% (0)	53.8% (7)	3.17	13	
86. University Counseling Services	7.7% (1)	7.7% (1)	0.0% (0)	0.0% (0)	84.6% (11)	3.50	13	
87. Veteran Services	0.0% (0)	7.7% (1)	0.0% (0)	0.0% (0)	92.3% (12)	3.00	13	
88. Wellness Center	30.8% (4)	61.5% (8)	0.0% (0)	0.0% (0)	7.7% (1)	3.33	13	
89. Women's Center	0.0% (0)	7.7% (1)	0.0% (0)	0.0% (0)	92.3% (12)	3.00	13	
answered question							13	
skipped question							1	

Dy

35. 90. To what extent did you participate in Residential College activities?

		Response Percent	Response Count
Did not participate		69.2%	9
Frequently		15.4%	2
Occasionally		7.7%	1
Seldom		7.7%	1
answered question			13
skipped question			1





Dy

38. Questions 93-102 The University has formulated ten desired "Characteristics of the Murray State University Graduate." Please indicate how effective your MSU experience was in enhancing your abilities in each area.

	Very effective	Effective	Ineffective	Very ineffective	Rating Average	Rating Count
93. Engage in mature, independent and creative thought and express that thought effectively in oral and written communication;	46.2% (6)	53.8% (7)	0.0% (0)	0.0% (0)	3.46	13
94. Understand and apply the critical and scientific methodologies that academic disciplines employ to discover knowledge and ascertain its validity;	30.8% (4)	69.2% (9)	0.0% (0)	0.0% (0)	3.31	13
95. Apply sound standards of information gathering, analysis and evaluation to reach logical decisions;	38.5% (5)	61.5% (8)	0.0% (0)	0.0% (0)	3.38	13
96. Understand the roles and applications of science and technology in the solution of the problems of a changing world;	30.8% (4)	69.2% (9)	0.0% (0)	0.0% (0)	3.31	13
97. Demonstrate a critical understanding of the world's historical, literary, philosophical and artistic traditions;	15.4% (2)	61.5% (8)	23.1% (3)	0.0% (0)	2.92	13
98. Understand the dynamics of cultural diversity, of competing economic and political systems, and of complex moral and ethical issues;	15.4% (2)	76.9% (10)	7.7% (1)	0.0% (0)	3.08	13
99. Understand the nature of and engage in ethical behavior and responsible citizenship;	38.5% (5)	61.5% (8)	0.0% (0)	0.0% (0)	3.38	13
				answered question		13
				skipped question		1

38. Questions 93-102 The University has formulated ten desired "Characteristics of the Murray State University Graduate." Please indicate how effective your MSU experience was in enhancing your abilities in each area.

100. Understand the importance of the behaviors necessary to maintain a healthy lifestyle;	23.1% (3)	76.9% (10)	0.0% (0)	0.0% (0)	3.23	13
101. Demonstrate mastery of a chosen field of study;	46.2% (6)	53.8% (7)	0.0% (0)	0.0% (0)	3.46	13
102. Value intellectual pursuit and continuous learning in a changing world.	38.5% (5)	61.5% (8)	0.0% (0)	0.0% (0)	3.38	13
answered question						13
skipped question						1

Dy

39. 103. What do you expect to do after you graduate?

		Response Percent	Response Count
I am unsure of my immediate plans.		7.7%	1
I will look for a job.		46.2%	6
I will continue working in the position I now have.		0.0%	0
I will work at a position I recently accepted.		23.1%	3
I will do additional undergraduate work.		0.0%	0
I will go to graduate school.		23.1%	3
I will go to law school.		0.0%	0
I will go to medical school.		0.0%	0
I will go to other professional school.		0.0%	0
I will not work or attend school.		0.0%	0
		answered question	13
		skipped question	1





Dy

39. 103. What do you expect to do after you graduate?

answered question 13

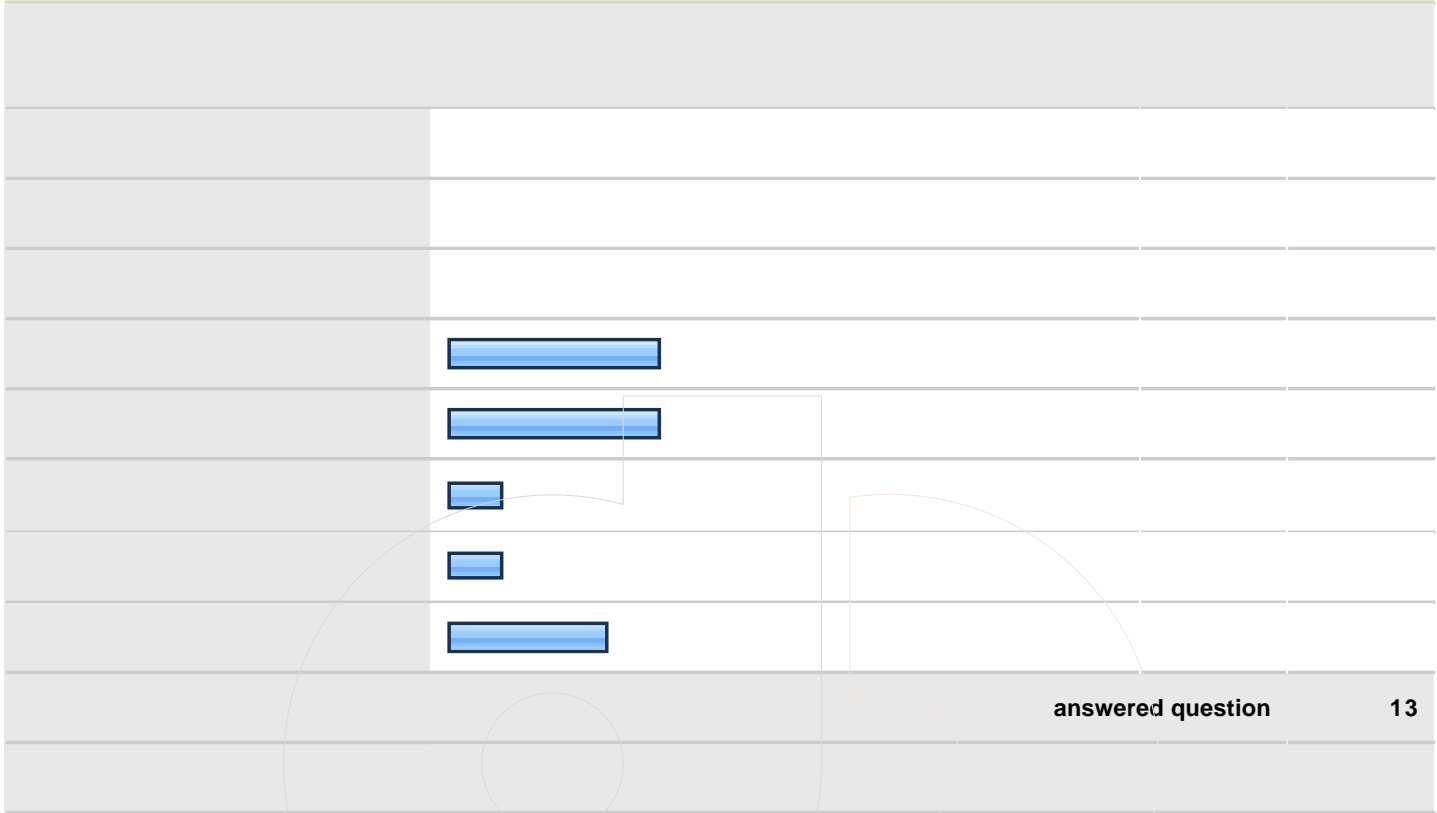
skipped question 1

40. 104. If you are already employed, how closely related is your job to your field of study?

		Response Percent	Response Count
Extremely close		23.1%	3
Somewhat close		30.8%	4
Somewhat different		0.0%	0
Extremely different		0.0%	0
I cannot determine		0.0%	0
Does not apply		46.2%	6
		answered question	13
		skipped question	1

Dy

41. 105. If you intend to work full-time, what do you expect your salary to be?

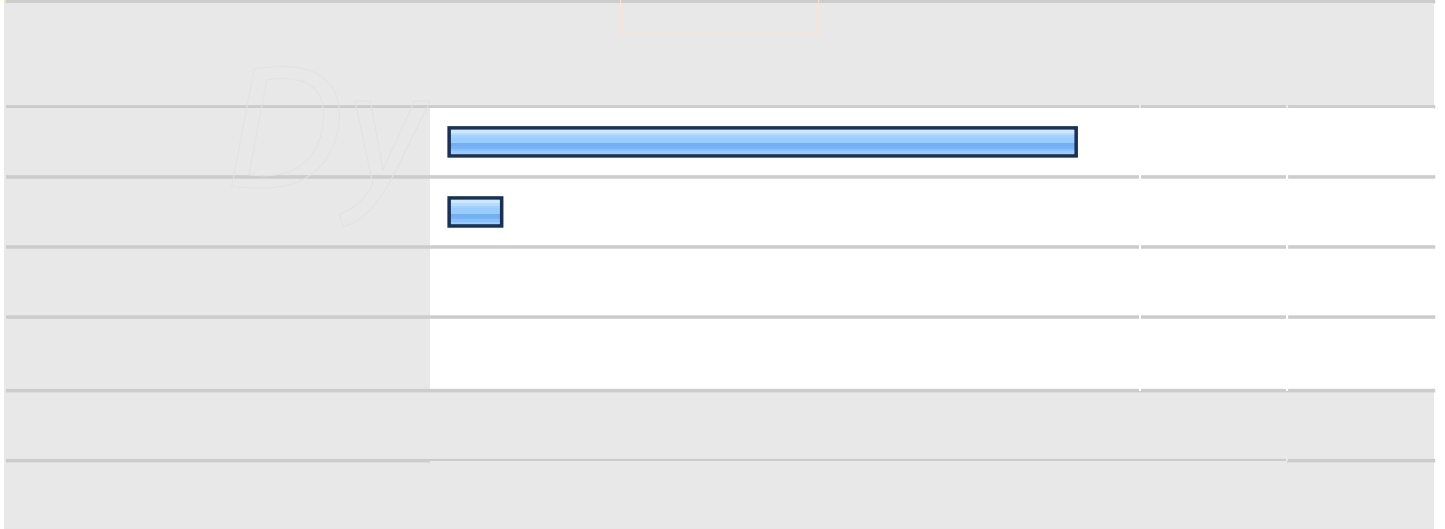
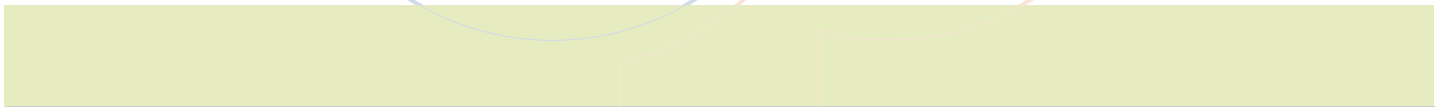



Dy

41. 105. If you intend to work full-time, what do you expect your salary to be?

answered question 13

skipped question 1



44. Feedback:

	Response Count
	1
answered question	1
skipped question	13





Dy



45. 17. Please identify the program/major in which you are earning a degree. If you have a double major, check both of your majors. (Note: Liberal Arts and Integrated Studies Students, check Liberal Arts or Integrated Studies. Do not check your field of study as a major.)

Integrated Studies (BIS)	0.0%	0
General Studies (associate's)	0.0%	0
answered question		0
skipped question		14

