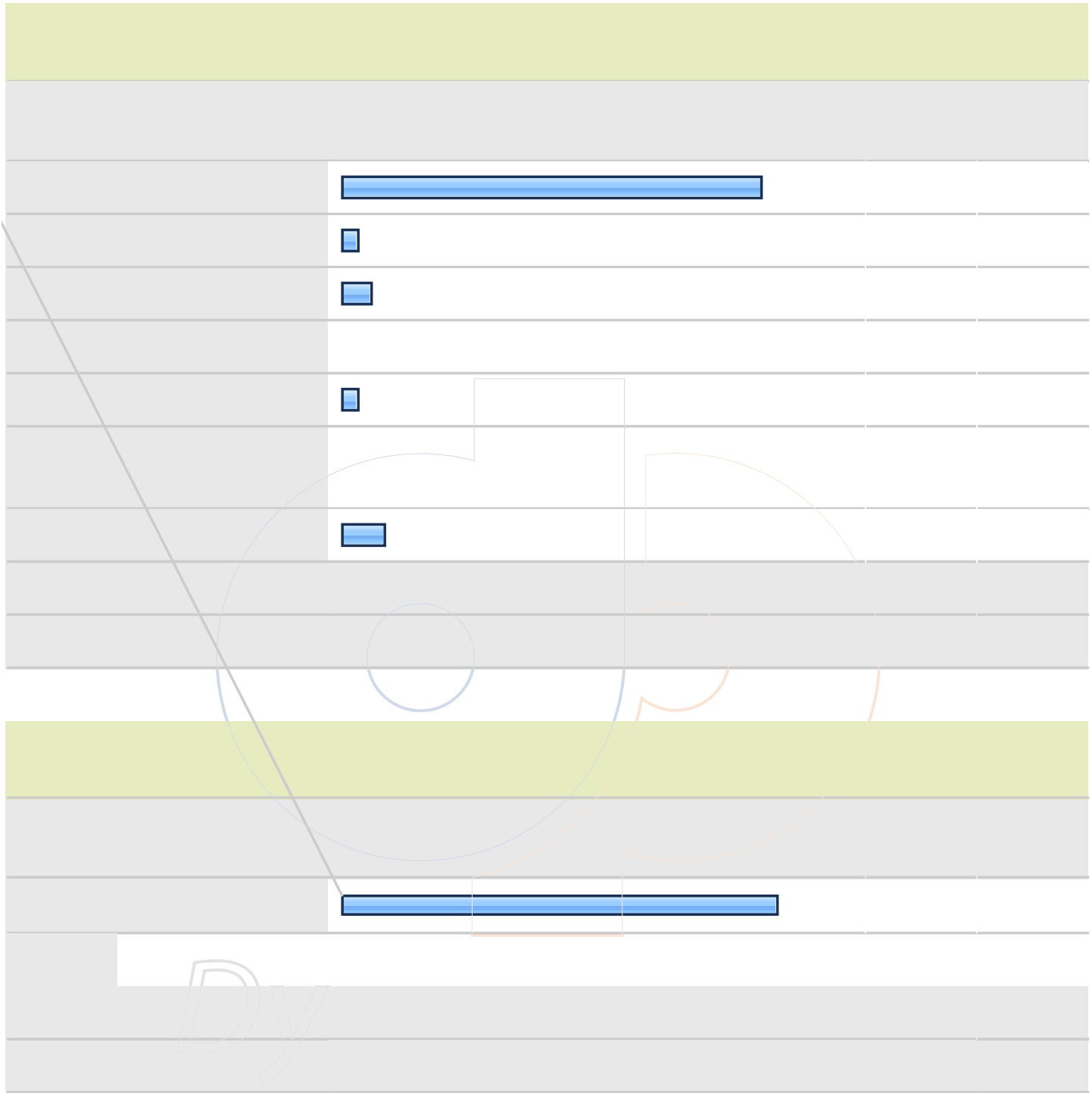


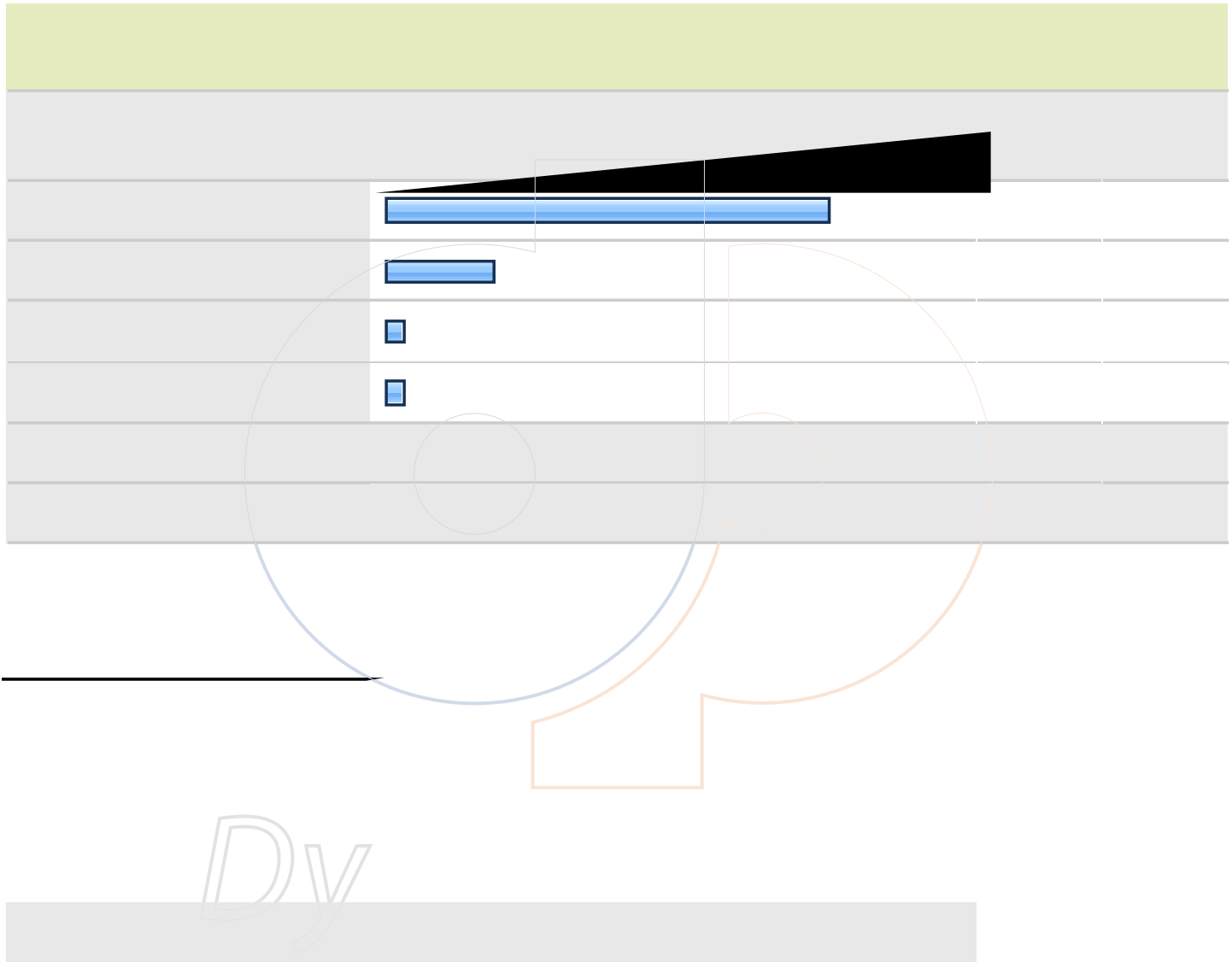

Dy

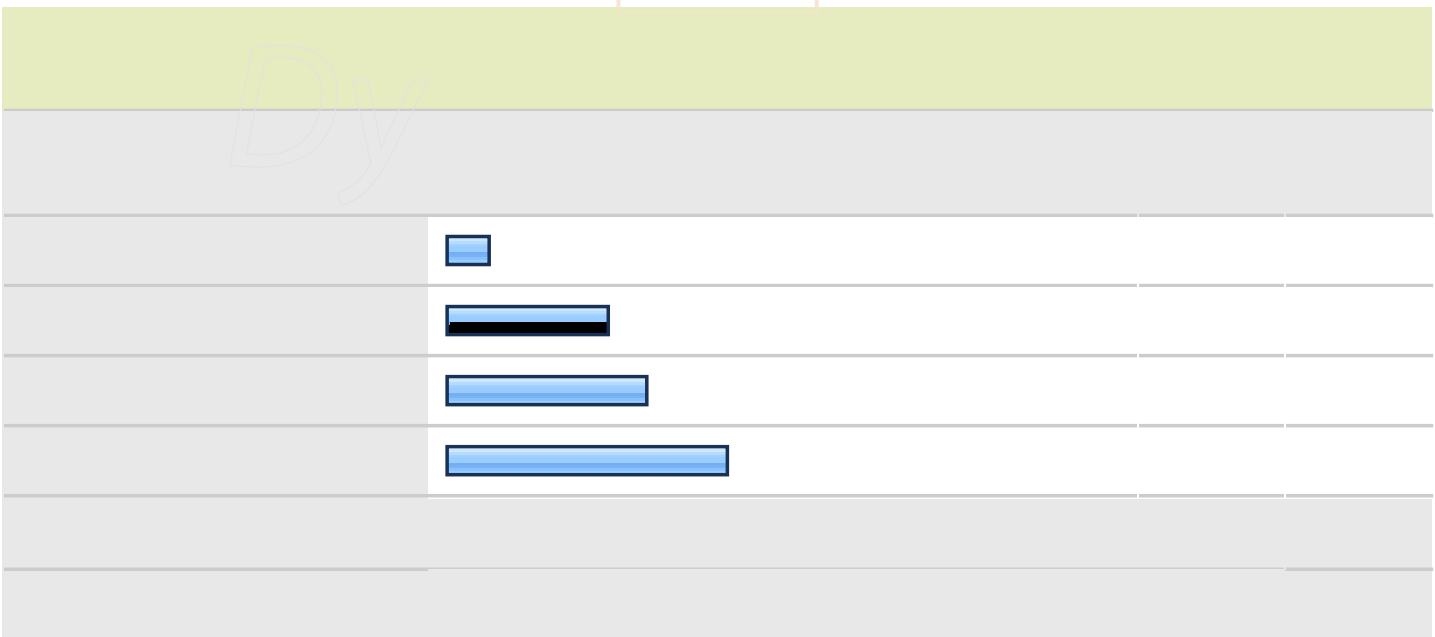

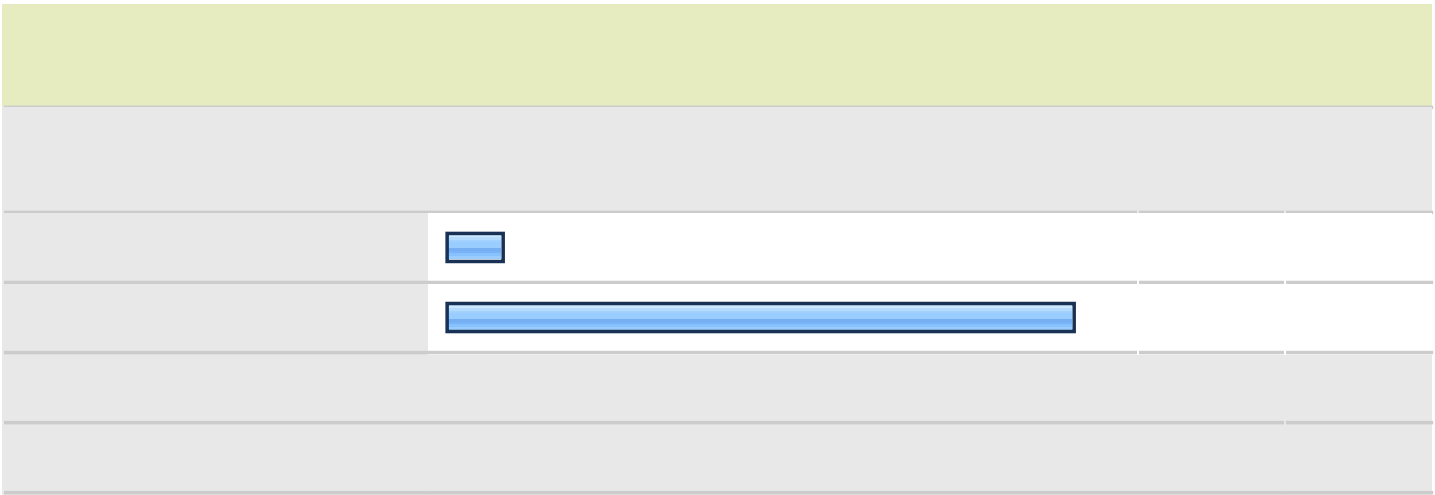


5. 5. What is your residency classification at MSU?

| | | Response Percent | Response Count |
|--------------------------|--|------------------|----------------|
| In-state | | 55.3% | 21 |
| Out-of-state | | 31.6% | 12 |
| International | | 13.2% | 5 |
| answered question | | | 38 |
| skipped question | | | 0 |







11. 11. Approximately what percent of your University Studies (general education) classes did you take at MSU?

| | | Response Percent | Response Count |
|-------------------|--|------------------|----------------|
| Under 25% | | 41.2% | 7 |
| 25-49% | | 11.8% | 2 |
| 50-74% | | 11.8% | 2 |
| 75-100% | | 35.3% | 6 |
| answered question | | | 17 |
| skipped question | | | 21 |

12. 12. What has been your attendance status at MSU?

| | | Response Percent | Response Count |
|---------------------|--|------------------|----------------|
| Primarily full-time | | 94.7% | 36 |
| Primarily part-time | | 5.3% | 2 |
| answered question | | | 38 |
| skipped question | | | 0 |

Dy

13. 13. In which Residential College are you a member?



| | | Response Percent | Response Count |
|----------------------------|--|--------------------------|----------------|
| Do not know | | 13.2% | 5 |
| Clark College | | 7.9% | 3 |
| Elizabeth College | | 2.6% | 1 |
| Franklin-Springer Colleges | | 2.6% | 1 |
| Hart College | | 21.1% | 8 |
| Hester College | | 15.8% | 6 |
| Regents College | | 13.2% | 5 |
| Richmond College | | 15.8% | 6 |
| White College | | 7.9% | 3 |
| | | answered question | 38 |
| | | skipped question | 0 |

Dy






13. 13. In which Residential College are you a member?

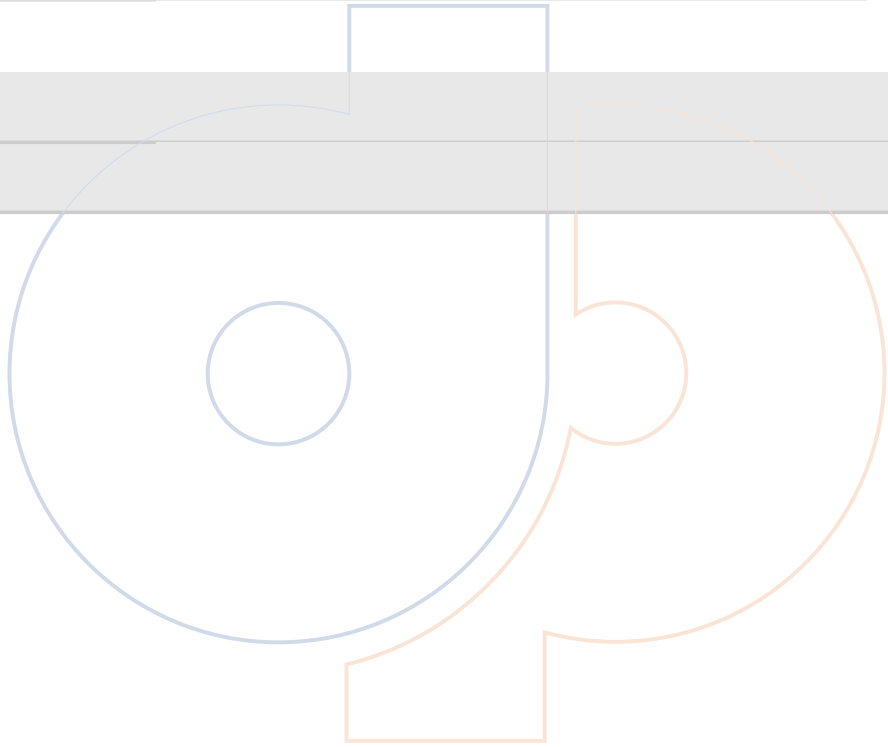
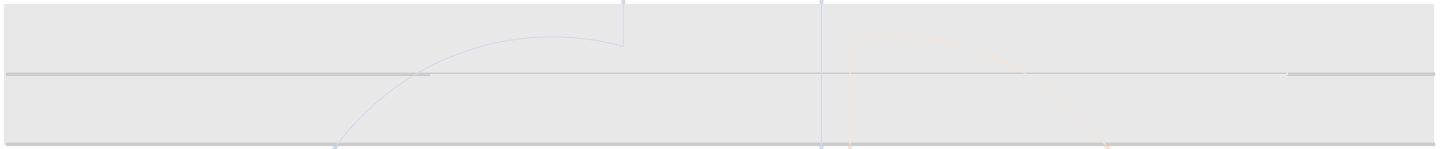
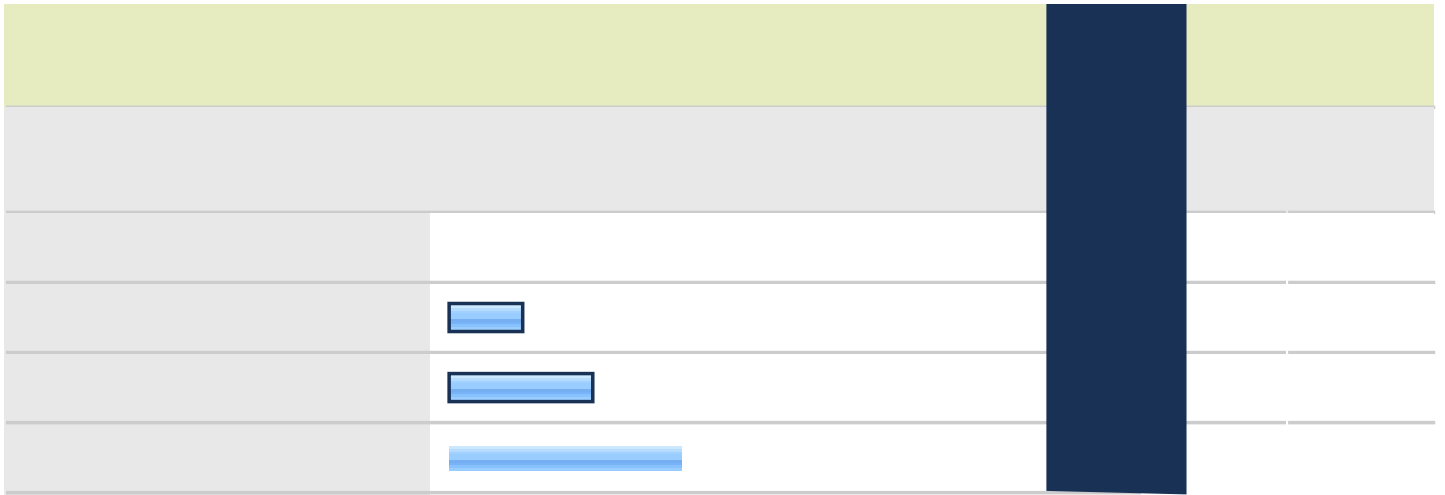
| | |
|-------------------|----|
| answered question | 38 |
| skipped question | 0 |

14. 14. Have you ever received any type of Financial Aid while at MSU? (scholarships, grants, work-study, etc.)

| | | Response Percent | Response Count |
|-------------------|--|------------------|----------------|
| Yes |  | 84.2% | 32 |
| No |  | 15.8% | 6 |
| answered question | | | 38 |
| skipped question | | | 0 |

15. 15. How many years will it take you to complete your degree from the point of your initial enrollment in college (including any time at a previous institution)?

| | | Response Percent | Response Count |
|-------------------|---|------------------|----------------|
| Two |  | 5.3% | 2 |
| |  | | |
| |  | | |
| |  | | |
| |  | | |
| answered question | | | 38 |
| skipped question | | | 0 |

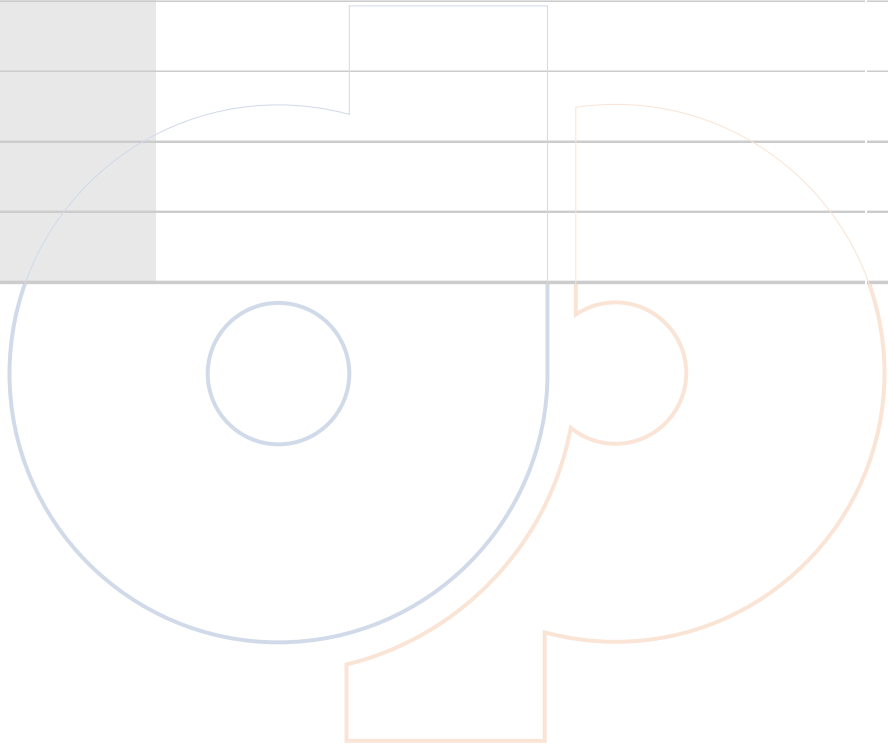


Dy


17. 17. Please identify the program/major in which you are earning a degree. If you have a double major, check both of your majors. (Note: Liberal Arts and Integrated Studies Students, check Liberal Arts or Integrated Studies. Do not check your field of study as a major.)

| | | Response Percent | Response Count |
|--|-------------------------------------|---------------------|-------------------|
| Accounting | | 0.0% | 0 |
| Advertising | | 0.0% | 0 |
| Agricultural Science & Technology (associate's) | | 0.0% | 0 |
| Agricultural Science (bachelor's) | | 0.0% | 0 |
| Animal Technology/Animal-Equine | | 0.0% | 0 |
| Animal Technology/Vet Tech, Pre-Vet | | 0.0% | 0 |
| Applied Physics | | 0.0% | 0 |
| Art | | 0.0% | 0 |
| Athletic Training | | 0.0% | 0 |
| Biology | | 0.0% | 0 |
| Business Administration (associate's) | | 0.0% | 0 |
| Business Administration (bachelor's) | <input checked="" type="checkbox"/> | 2.6% | 1 |
| Career & Technical Education (associate's) | | 0.0% | 0 |
| Career & Technical Education (bachelor's) | | 0.0% | 0 |
| Chemistry | | 0.0% | 0 |
| Civil Engineering Technology (associate's) | | 0.0% | 0 |
| answered question | | | 38 |
| skipped question | | | 0 |

Form area with a grey vertical bar on the left, a blue horizontal bar at the top, and horizontal lines for text entry.



Dy



17. 17. Please identify the program/major in which you are earning a degree. If you have a double major, check both of your majors. (Note: Liberal Arts and Integrated Studies Students, check Liberal Arts or Integrated Studies. Do not check your field of study as a major.)


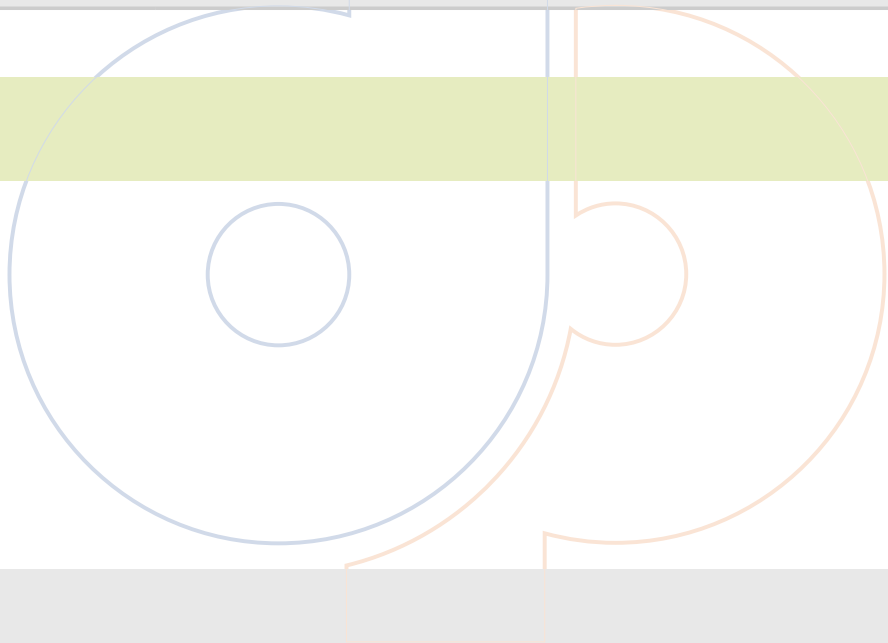

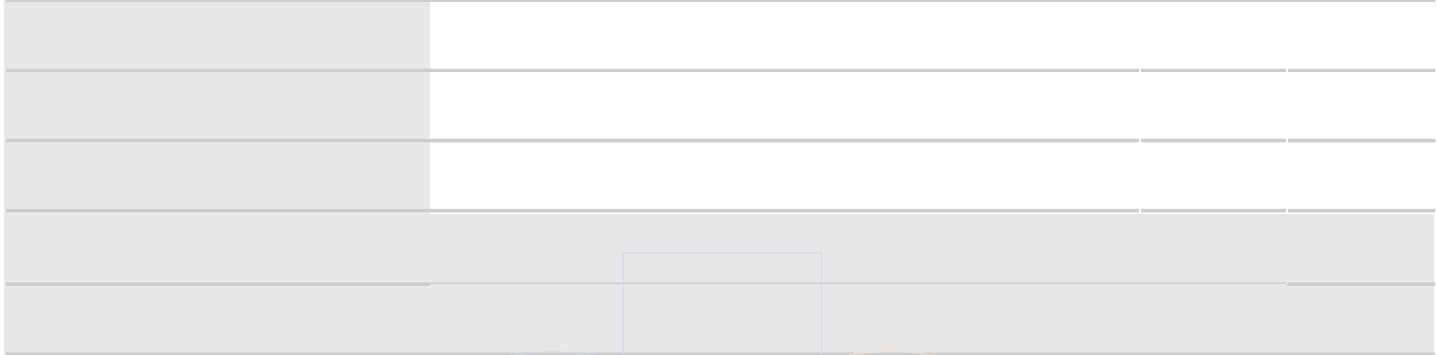

| | | | |
|--|-------------------------------------|------|-----------|
| Graphic Communications Media | | 0.0% | 0 |
| Health & Physical Education | | 0.0% | 0 |
| Health Information Administration | | 0.0% | 0 |
| History | | 0.0% | 0 |
| Industrial Technology (associate's) | | 0.0% | 0 |
| Integrated Studies (BIS) | | 0.0% | 0 |
| Interdisciplinary Early Childhood Education | | 0.0% | 0 |
| Interior Design | | 0.0% | 0 |
| International Business | | 0.0% | 0 |
| International Studies | | 0.0% | 0 |
| Japanese | | 0.0% | 0 |
| Journalism | | 0.0% | 0 |
| Learning & Behavior Disorders | | 0.0% | 0 |
| Liberal Arts | | 0.0% | 0 |
| Logistics & Supply Chain Management | | 0.0% | 0 |
| Management | | 0.0% | 0 |
| Manufacturing Technology | | 0.0% | 0 |
| Marketing | | 0.0% | 0 |
| Mathematics | <input checked="" type="checkbox"/> | 2.6% | 1 |
| answered question | | | 38 |
| skipped question | | | 0 |

17. 17. Please identify the program/major in which you are earning a degree. If you have a double major, check both of your majors. (Note: Liberal Arts and Wrg 0 0 0 RGa2 I



Dy





Dy

19. 21. Which best describes your situation?

| | | Response Percent | Response Count |
|--------------------------------------|--|--------------------------|----------------|
| Did not change major/area | | 63.2% | 24 |
| Did not initially declare major/area | | 2.6% | 1 |
| Changed major/area | | 34.2% | 13 |
| | | answered question | 38 |
| | | skipped question | 0 |



19. 21. Which best describes your situation?

answered question 38

skipped question 0



20. 22. While school was in session, how often did you use the open source software?

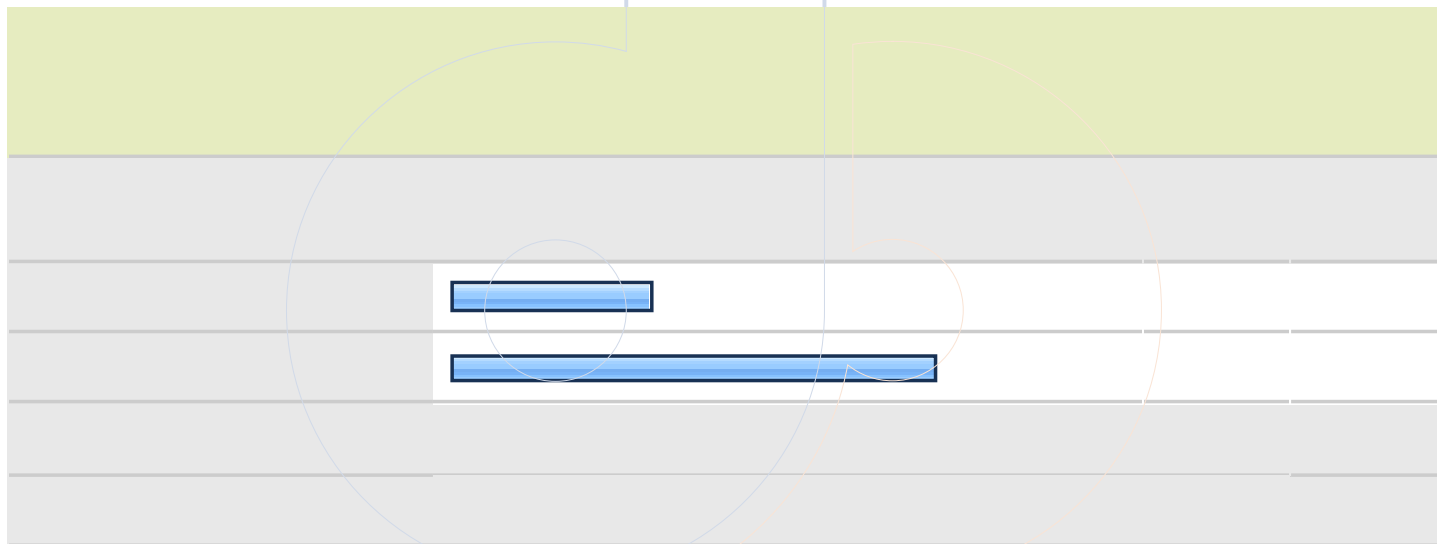




Dy





24. 26. Did you take any online courses while at Murray State?

| | | Response Percent | Response Count |
|-------------------|---|------------------|----------------|
| Yes |  | 50.0% | 19 |
| No |  | 50.0% | 19 |
| answered question | | | 38 |
| skipped question | | | 0 |

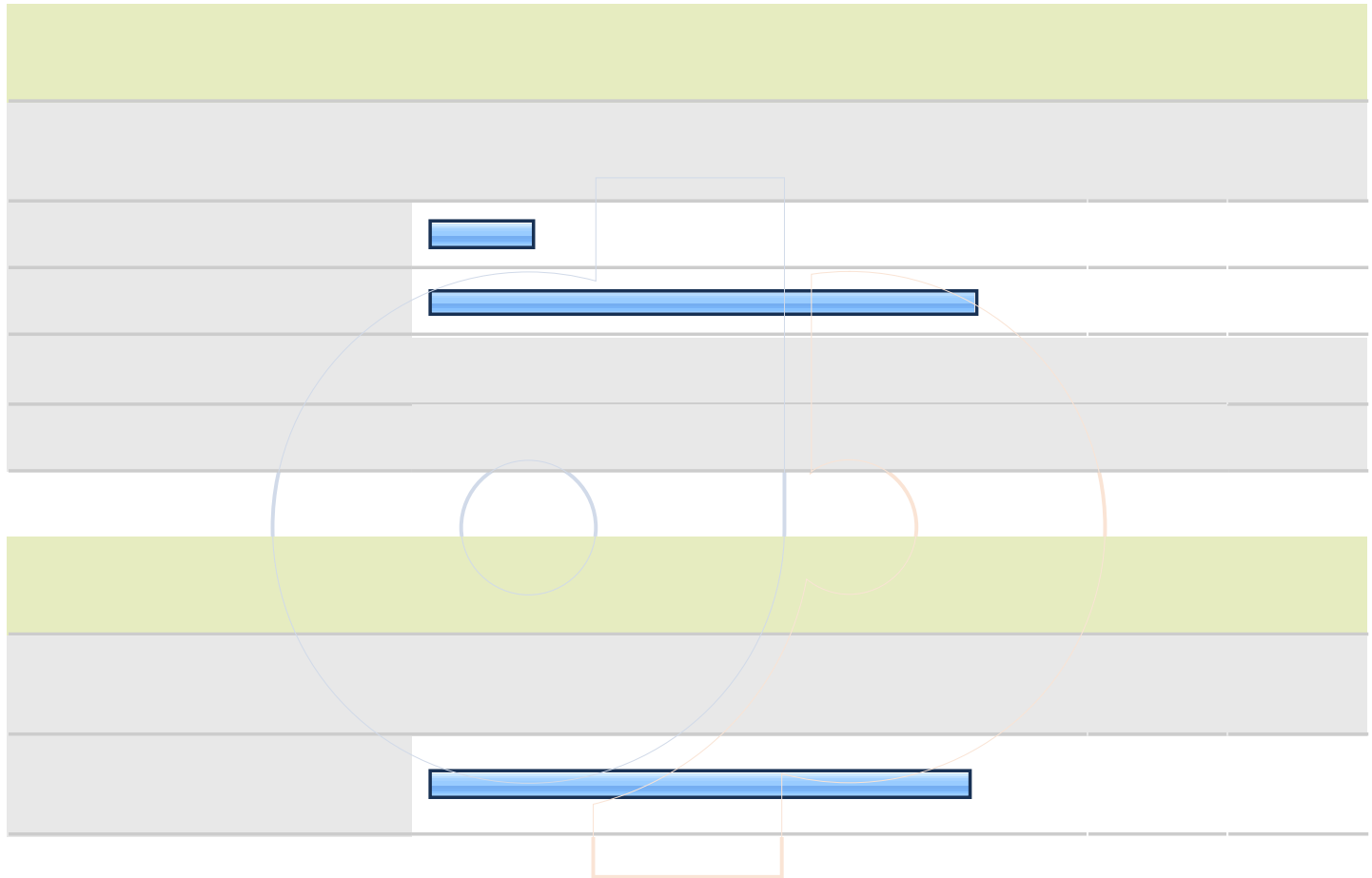



Dy

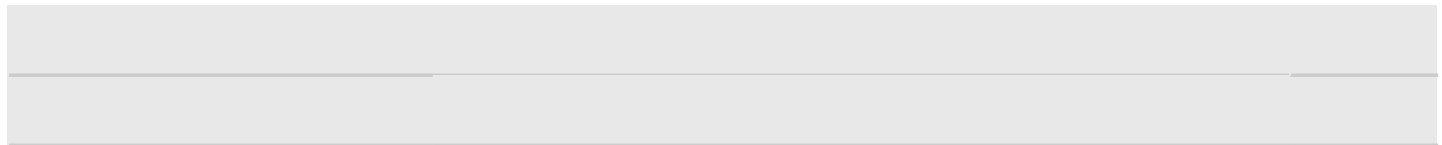
26. 28. Why did it take you an extra semester or more?

| | | Response Percent | Response Count |
|--|---|------------------|----------------|
| Work obligation limited my enrollment. |  | 36.4% | 4 |
| Family obligations limited my enrollment. | | 0.0% | 0 |
| Tuition and other costs of attendance limited my enrollment. | | 0.0% | 0 |
| A decision to change majors added to my requirements. |  | 63.6% | 7 |
| A required course or courses were not offered. |  | 18.2% | 2 |
| Credits were lost transferring to Murray State. |  | 9.1% | 1 |
| Other (please specify) | | 0.0% | 0 |
| answered question | | | 11 |
| skipped question | | | 27 |

Dy



Dy






29. 31. Which statement best describes your experience with off-campus coop/internship?

| | | Response Percent | Response Count |
|---|--|------------------|----------------|
| Cannot judge; I did not have one. | | 30.6% | 11 |
| My experience was very valuable. | | 36.1% | 13 |
| My experience was valuable. | | 16.7% | 6 |
| My experience was of little value. | | 13.9% | 5 |
| My experience was of no value. | | 2.8% | 1 |
| answered question | | | 36 |
| skipped question | | | 2 |

30. 32. Which statement best describes your experience with on-campus faculty-directed research, scholarly, or creative project?

| | | Response Percent | Response Count |
|------------------------------------|--|------------------|----------------|
| Cannot judge; I did not have one. | | 18.9% | 7 |
| My experience was very valuable. | | 21.6% | 8 |
| My experience was valuable. | | 45.9% | 17 |
| My experience was of little value. | | 10.8% | 4 |
| My experience was of no value. | | 2.7% | 1 |
| answered question | | | 37 |
| skipped question | | | 1 |

31. 33. Which statement best describes your experience with academic advising in your major/area?

| | | Response Percent | Response Count |
|---|--|--------------------------|----------------|
| Cannot judge; I did not make use of the opportunity. |  | 8.1% | 3 |
| I was satisfied with information my adviser provided. |  | 81.1% | 30 |
| Advice was inaccurate, Cannot judge; I did not make use |  | | |
| | | answered question | 37 |
| | | skipped question | 1 |


Dy

8.1% was 4 us 6 q q

31. 33. Which statement best describes your experience with academic advising in your major/area?


answered question 37

skipped question 1





Dy



32. Questions 34-48 For each of these items, indicate the extent to which you were satisfied.

| | | | | | | |
|---|------------|-------------------|-----------|----------|------|-----------|
| 46 Effectiveness of library personnel in meeting your information needs | 33.3% (11) | 60.6% (20) | 6.1% (2) | 0.0% (0) | 3.27 | 33 |
| 47. Access to on-hand or electronic library resources | 27.3% (9) | 60.6% (20) | 12.1% (4) | 0.0% (0) | 3.15 | 33 |
| 48. Computer, individual and group work spaces available within University Libraries (Waterfield, Pogue and Overby) | 30.3% (10) | 60.6% (20) | 9.1% (3) | 0.0% (0) | 3.21 | 33 |
| answered question | | | | | | 34 |
| skipped question | | | | | | 4 |

33. Questions 49-55 University Studies is designed to offer you a broad base of skills and knowledge and to prepare you for upper division study. Please indicate how effective University Studies at Murray State was in helping you achieve these goals.

| | Very effective | Effective | Ineffective | Very ineffective | Rating Average | Rating Count |
|---|-------------------|-------------------|-------------|------------------|----------------|--------------|
| 49. Writing skills | 21.9% (7) | 68.8% (22) | 9.4% (3) | 0.0% (0) | 3.13 | 32 |
| 50. Speaking skills | 28.1% (9) | 53.1% (17) | 15.6% (5) | 3.1% (1) | 3.06 | 32 |
| 51. Critical thinking skills | 31.3% (10) | 53.1% (17) | 15.6% (5) | 0.0% (0) | 3.16 | 32 |
| 52. Technology skills/computer skills | 43.8% (14) | 43.8% (14) | 12.5% (4) | 0.0% (0) | 3.31 | 32 |
| 53. General knowledge in the liberal arts and sciences | 18.8% (6) | 65.6% (21) | 12.5% (4) | 3.1% (1) | 3.00 | 32 |
| 54. International perspectives | 18.8% (6) | 68.8% (22) | 6.3% (2) | 6.3% (2) | 3.00 | 32 |
| 55. Stimulation of interest in areas outside your chosen field of study | 21.9% (7) | 62.5% (20) | 9.4% (3) | 6.3% (2) | 3.00 | 32 |
| answered question | | | | | | 32 |
| skipped question | | | | | | 6 |



Dy

| | | | | | | | |
|---|-----------|-------------------|-----------|----------|-------------------|------|----|
| 68. International student support services | 12.5% (4) | 15.6% (5) | 3.1% (1) | 3.1% (1) | 65.6% (21) | 3.09 | 32 |
| 69. Internet and wireless access for study and research needs | 24.1% (7) | 51.7% (15) | 13.8% (4) | 3.4% (1) | 6.9% (2) | 3.04 | 29 |
| 70. Intramural Sports and Recreation | 28.1% (9) | 34.4% (11) | 9.4% (3) | 0.0% (0) | 28.1% (9) | 3.26 | 32 |
| 71. LGBT programs | 3.2% (1) | 19.4% (6) | 0.0% (0) | 0.0% (0) | 77.4% (24) | 3.14 | 31 |
| 72. Lowry Center/Developmental courses and tutoring | 0.0% (0) | 26.7% (8) | 3.3% (1) | 0.0% (0) | 70.0% (21) | 2.89 | 30 |
| 73. Library | 28.1% (9) | 56.3% (18) | 0.0% (0) | 0.0% (0) | 15.6% (5) | 3.33 | 32 |
| 74. MSU web site | 22.6% (7) | 71.0% (22) | 3.2% (1) | 0.0% (0) | 3.2% (1) | 3.20 | 31 |
| 75. NCAA Sports | 18.8% (6) | 31.3% (10) | 0.0% (0) | 0.0% (0) | 50.0% (16) | 3.38 | 32 |
| 76. Online courses that are not Blackboard or Canvas | 6.5% (2) | 29.0% (9) | 6.5% (2) | 0.0% (0) | 58.1% (18) | 3.00 | 31 |
| 77. Public Safety/Security Services | 16.1% (5) | 38.7% (12) | 9.7% (3) | 0.0% (0) | 35.5% (11) | 3.10 | 31 |
| 78. Registration through myGate | 21.9% (7) | 71.9% (23) | 3.1% (1) | 0.0% (0) | 3.1% (1) | 3.19 | 32 |
| 79. Residential /GS0 gs /T1_0 6.75 Tf 0.9852 0 0 0.9852 305.3566 164.4465 Tmhol /G882 Tc 39.525 5.062 Td (3 | | | | | | | |


34. Questions 56-89 For each of these services, activities or programs that you used, please indicate the extent to which you were satisfied that they met your needs. For those that you did not use, mark the "Did Not Use" option.

| | | | | |
|---------------------------------------|----------|-----------|----------|-----------------------------|
| 82. Student Disability Services (SDS) | 9.7% (3) | 12.9% (4) | 0.0% (0) | 0.0% (0) |
| | | | | |
| | | | | answered question 33 |
| | | | | skipped question 5 |

Dy

35. 90. To what extent did you participate in Residential College activities?

| | | Response Percent | Response Count |
|---------------------|--|------------------|----------------|
| Did not participate | | 45.5% | 15 |
| Frequently | | 12.1% | 4 |
| Occasionally | | 15.2% | 5 |
| Seldom | | 27.3% | 9 |
| answered question | | | 33 |
| skipped question | | | 5 |



35. 90. To what extent did you participate in Residential College activities?

| | |
|-------------------|----|
| answered question | 33 |
| skipped question | 5 |

36. 91. Which phrase best describes your opinion of Residential Colleges?

| | | Response Percent | Response Count |
|--|--|-------------------|----------------|
| Not familiar with Residential Colleges | | 39.4% | 13 |
| Very positive | | 15.2% | 5 |
| Positive | | 33.3% | 11 |
| Negative | | 12.1% | 4 |
| Very negative | | 0.0% | 0 |
| | | answered question | 33 |
| | | skipped question | 5 |

37. 92. When you graduate how many times will you have studied abroad during your university career?

| | | Response Percent | Response Count |
|---------------|--|-------------------|----------------|
| None | | 84.8% | 28 |
| One | | 15.2% | 5 |
| Two | | 0.0% | 0 |
| Three or more | | 0.0% | 0 |
| | | answered question | 33 |
| | | skipped question | 5 |

38. Questions 93-102 The University has formulated ten desired "Characteristics of the Murray State University Graduate." Please indicate how effective your MSU experience was in enhancing your abilities in each area.

| | Very effective | Effective | Ineffective | Very ineffective | Rating Average | Rating Count |
|---|----------------|-------------------|-------------|--------------------------|----------------|--------------|
| 93. Engage in mature, independent and creative thought and express that thought effectively in oral and written communication; | 26.7% (8) | 63.3% (19) | 6.7% (2) | 3.3% (1) | 3.13 | 30 |
| 94. Understand and apply the critical and scientific methodologies that academic disciplines employ to discover knowledge and ascertain its validity; | 30.0% (9) | 60.0% (18) | 10.0% (3) | 0.0% (0) | 3.20 | 30 |
| 95. Apply sound standards of information gathering, analysis and evaluation to reach logical decisions; | 26.7% (8) | 70.0% (21) | 3.3% (1) | 0.0% (0) | 3.23 | 30 |
| 96. Understand the roles and applications of science and technology in the solution of the problems of a changing world; | 26.7% (8) | 70.0% (21) | 3.3% (1) | 0.0% (0) | 3.23 | 30 |
| 97. Demonstrate a critical understanding of the world's historical, literary, philosophical and artistic traditions; | 13.3% (4) | 73.3% (22) | 10.0% (3) | 3.3% (1) | 2.97 | 30 |
| 98. Understand the dynamics of cultural diversity, of competing economic and political systems, and of complex moral and ethical issues; | 10.0% (3) | 80.0% (24) | 6.7% (2) | 3.3% (1) | 2.97 | 30 |
| 99. Understand the nature of and engage in ethical behavior and responsible citizenship; | 20.0% (6) | 76.7% (23) | 0.0% (0) | 3.3% (1) | 3.13 | 30 |
| | | | | answered question | | 30 |
| | | | | skipped question | | 8 |

38. Questions 93-102 The University has formulated ten desired "Characteristics of the Murray State University Graduate." Please indicate how effective your MSU experience was in enhancing your abilities in each area.

| | | | | | | |
|--|-----------|-------------------|----------|----------|------|-----------|
| 100. Understand the importance of the behaviors necessary to maintain a healthy lifestyle; | 13.3% (4) | 76.7% (23) | 6.7% (2) | 3.3% (1) | 3.00 | 30 |
| 101. Demonstrate mastery of a chosen field of study; | 23.3% (7) | 70.0% (21) | 6.7% (2) | 0.0% (0) | 3.17 | 30 |
| 102. Value intellectual pursuit and continuous learning in a changing world. | 23.3% (7) | 73.3% (22) | 3.3% (1) | 0.0% (0) | 3.20 | 30 |
| answered question | | | | | | 30 |
| skipped question | | | | | | 8 |

Dy

39. 103. What do you expect to do after you graduate?

answered question 31

skipped question 7

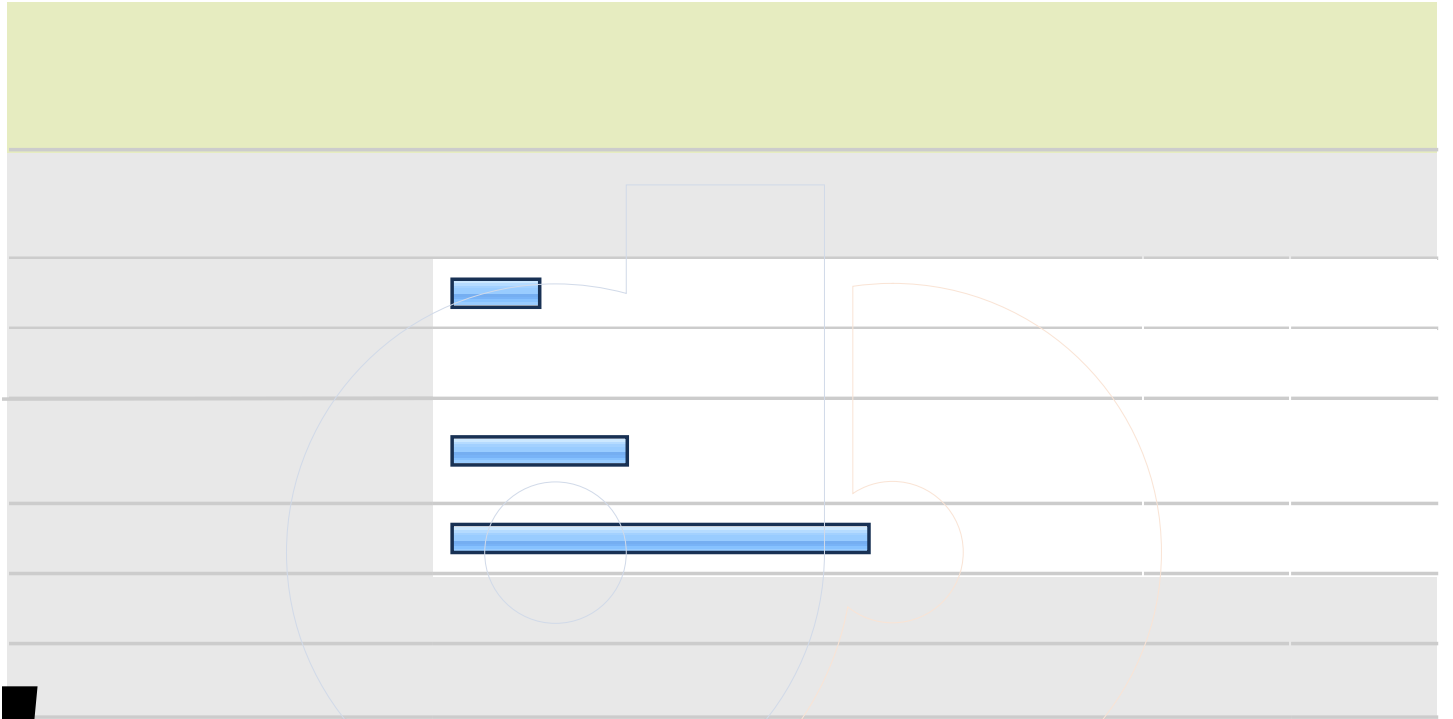

40. 104. If you are already employed, how closely related is your job to your field of study?

| | | Response Percent | Response Count |
|-----------------------|--|--------------------------|----------------|
| Extremely close | | 32.3% | 10 |
| Somewhat close | | 12.9% | 4 |
| Somewhat different | | 3.2% | 1 |
| Extremely different | | 6.5% | 2 |
| I cannot determine | | 3.2% | 1 |
| Does not apply | | 41.9% | 13 |
| | | answered question | 31 |
| | | skipped question | 7 |

Dy




Dy



Dy

44. Feedback:

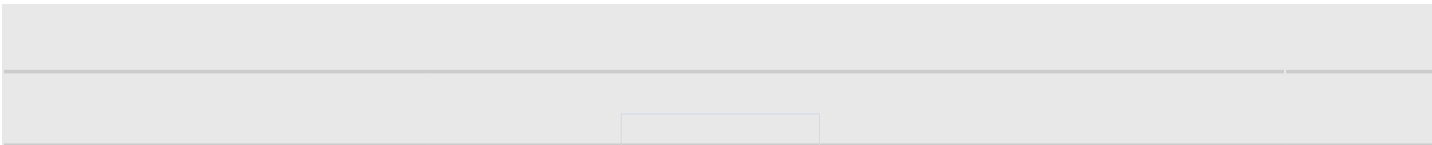


| | Response Count |
|-------------------|----------------|
| | 5 |
| answered question | 5 |
| skipped question | 33 |





Dy





Dy