












3. 3. Ethnic Background

		Response Percent	Response Count
White		87.3%	89
Black/African-American		2.0%	2
Asian		2.9%	3
Hispanic/Latino		2.0%	2
American Indian/Alaskan Native		1.0%	1
Native Hawaiian/Other Pacific Islander		0.0%	0
Two or more races		4.9%	5
answered question			102
skipped question			0

4. 4. Are you a U.S. citizen?

		Response Percent	Response Count
Yes		89.1%	90
No		10.9%	11
answered question			101
skipped question			1


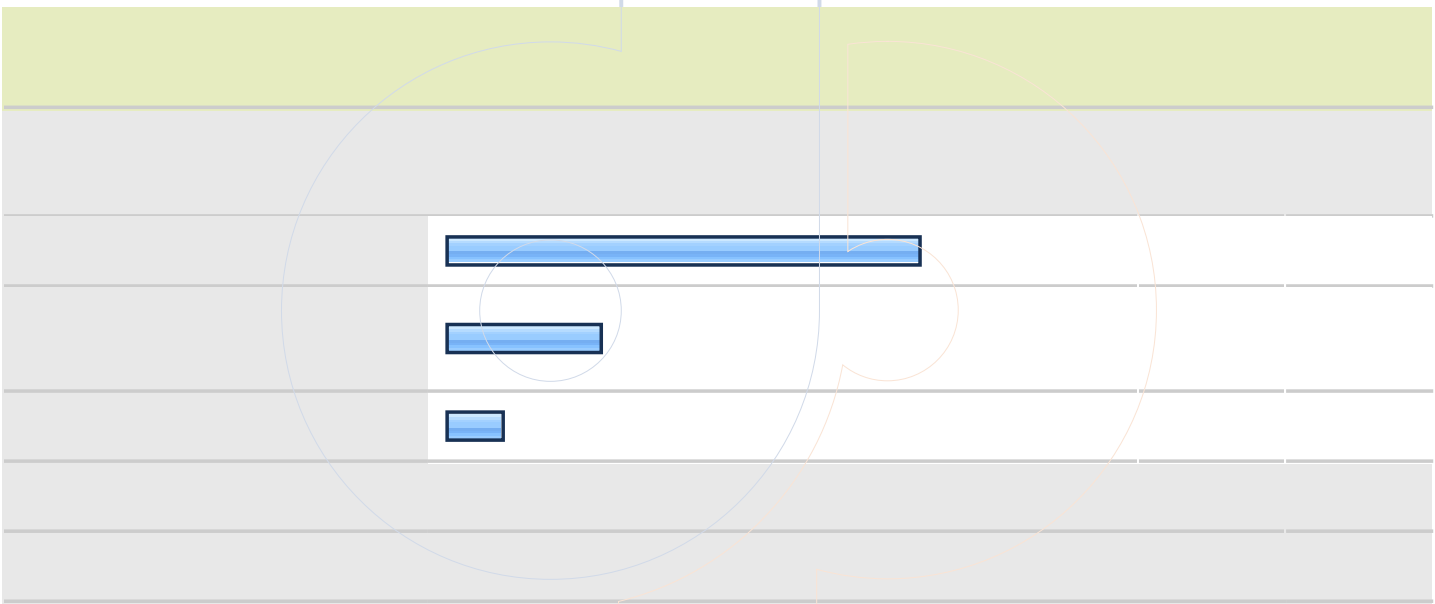
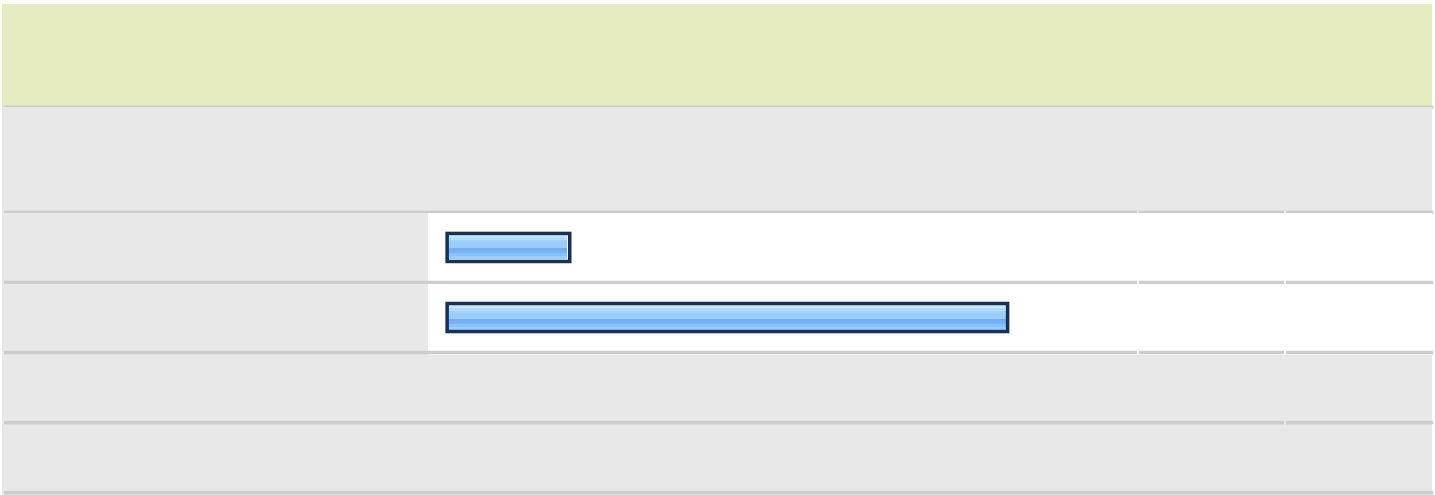
5. 5. What is your residency classification at MSU?

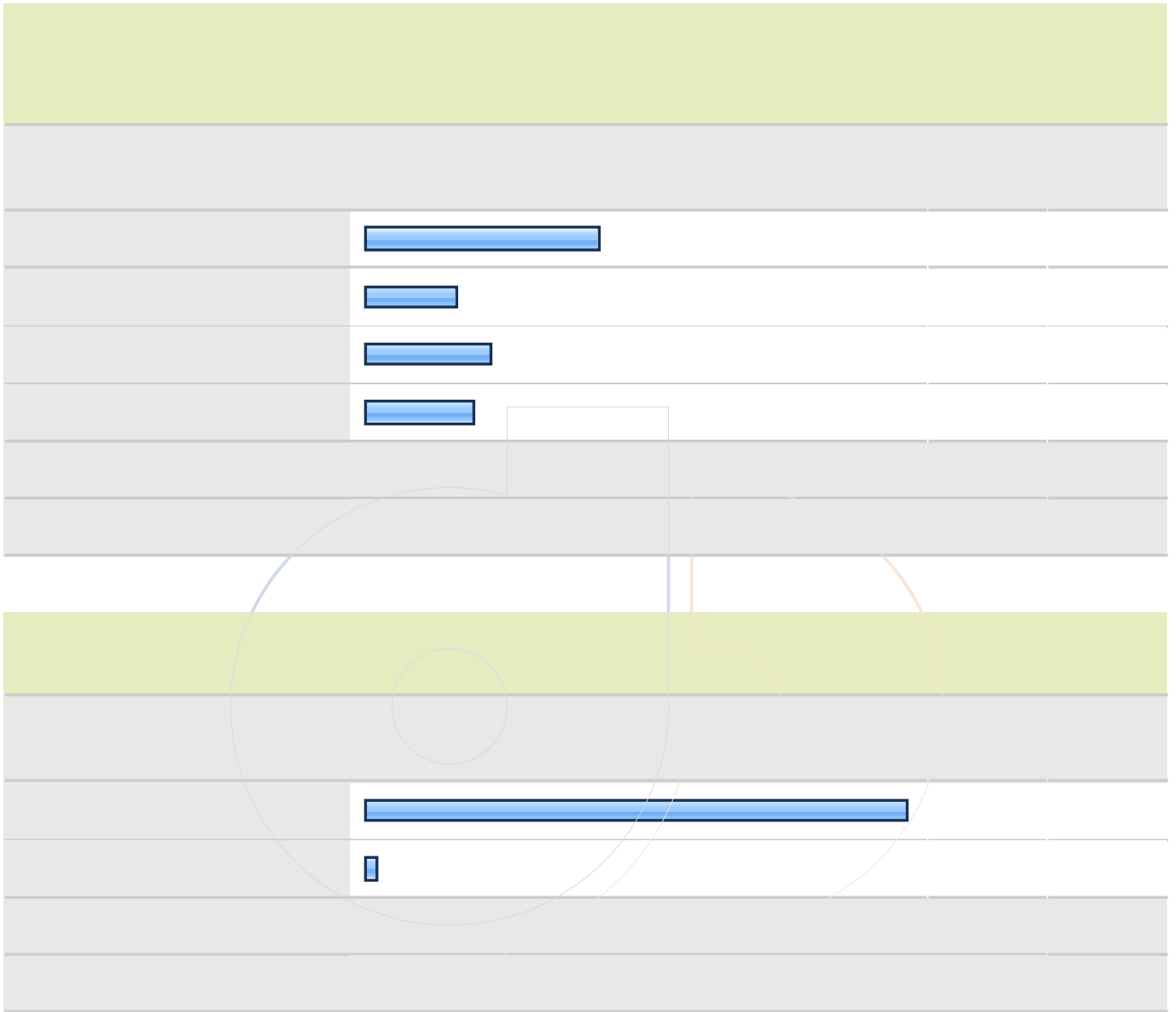
		Response Percent	Response Count
In-state		62.7%	64
Out-of-state		28.4%	29
International		8.8%	9
		answered question	102
		skipped question	0






Dy





Dy







Dy



Dy


16. 16. In what range does your grade point average fall?

		Response Percent	Response Count
Less than 2.00		0.0%	0
2.00-2.50		5.9%	6
2.51-3.00		19.6%	20
3.01-3.50		35.3%	36
3.51-4.00		39.2%	40
answered question			102
skipped question			0

Dy

17. 17. Please identify the program/major in which you are earning a degree. If you have a double major, check both of your majors. (Note: Liberal Arts and Integrated Studies Students, check Liberal Arts or Integrated Studies. Do not check your field of study as a major.)

		Response Percent	Response Count
Accounting		0.0%	0
Advertising		0.0%	0
Agricultural Science & Technology (associate's)		0.0%	0
Agricultural Science (bachelor's)		0.0%	0
Animal Technology/Animal-Equine		0.0%	0
Animal Technology/Vet Tech, Pre-Vet		0.0%	0
Applied Physics		0.0%	0
Art		0.0%	0
Athletic Training		0.0%	0
Biology	<input checked="" type="checkbox"/>	13.7%	14
Business Administration (associate's)		0.0%	0
Business Administration (bachelor's)	<input type="checkbox"/>	1.0%	1
Career & Technical Education (associate's)		0.0%	0
Career & Technical Education (bachelor's)		0.0%	0
Chemistry	<input checked="" type="checkbox"/>	6.9%	7
Civil Engineering Technology (associate's)		0.0%	0
		answered question	102
		skipped question	0



Dy

17. 17. Please identify the program/major in which you are earning a degree. If you have a double major, check both of your majors. (Note: Liberal Arts and Integrated Studies Students, check Liberal Arts or Integrated Studies. Do not check your field of study as a major.)

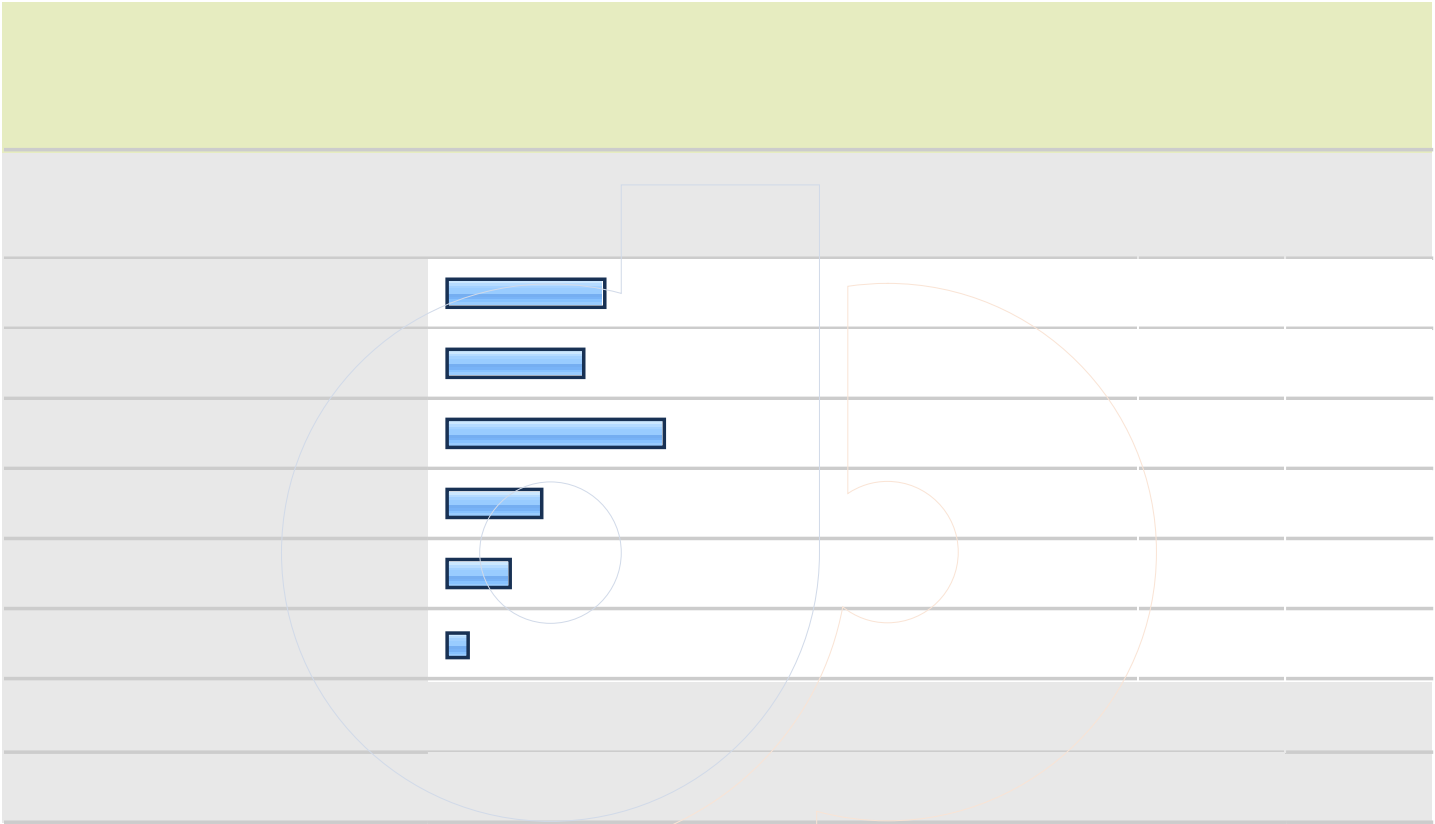
Television Production	<input type="checkbox"/>	0.0%	0
Theatre	<input type="checkbox"/>	0.0%	0
Wildlife & Conservation Biology	<input checked="" type="checkbox"/>	4.9%	5
answered question			102
skipped question			0

18. 20. What is the highest degree you eventually hope to receive?


		Response Percent	Response Count
Associate	<input type="checkbox"/>	0.0%	0
Baccalaureate	<input checked="" type="checkbox"/>	34.7%	35
Graduate	<input checked="" type="checkbox"/>	46.5%	47
Professional	<input checked="" type="checkbox"/>	18.8%	19
answered question			101
skipped question			1



Dy



Dy





22. 24. What time would you have preferred?

		Response Percent	Response Count
Late afternoon		12.5%	2
Evening		12.5%	2
Weekend		12.5%	2
During the day		50.0%	8
Online		12.5%	2
answered question			16
skipped question			86



23. 25. Which best describes the location where you completed the majority of your courses?

		Response Percent	Response Count
Murray		99.0%	100
Paducah		0.0%	0
Ft. Campbell		0.0%	0
Madisonville		0.0%	0
Hopkinsville		0.0%	0
Henderson		0.0%	0
Online		1.0%	1
Other (please specify)		0.0%	0
answered question			101
skipped question			1

24. 26. Did you take any online courses while at Murray State?

		Response Percent	Response Count
Yes		59.4%	60
No		40.6%	41
answered question			101
skipped question			1

25. 27. Did it take you an extra semester or more to complete degree requirements at Murray State?

		Response Percent	Response Count
Yes		33.7%	34
No		66.3%	67
answered question			101
skipped question			1

Dy



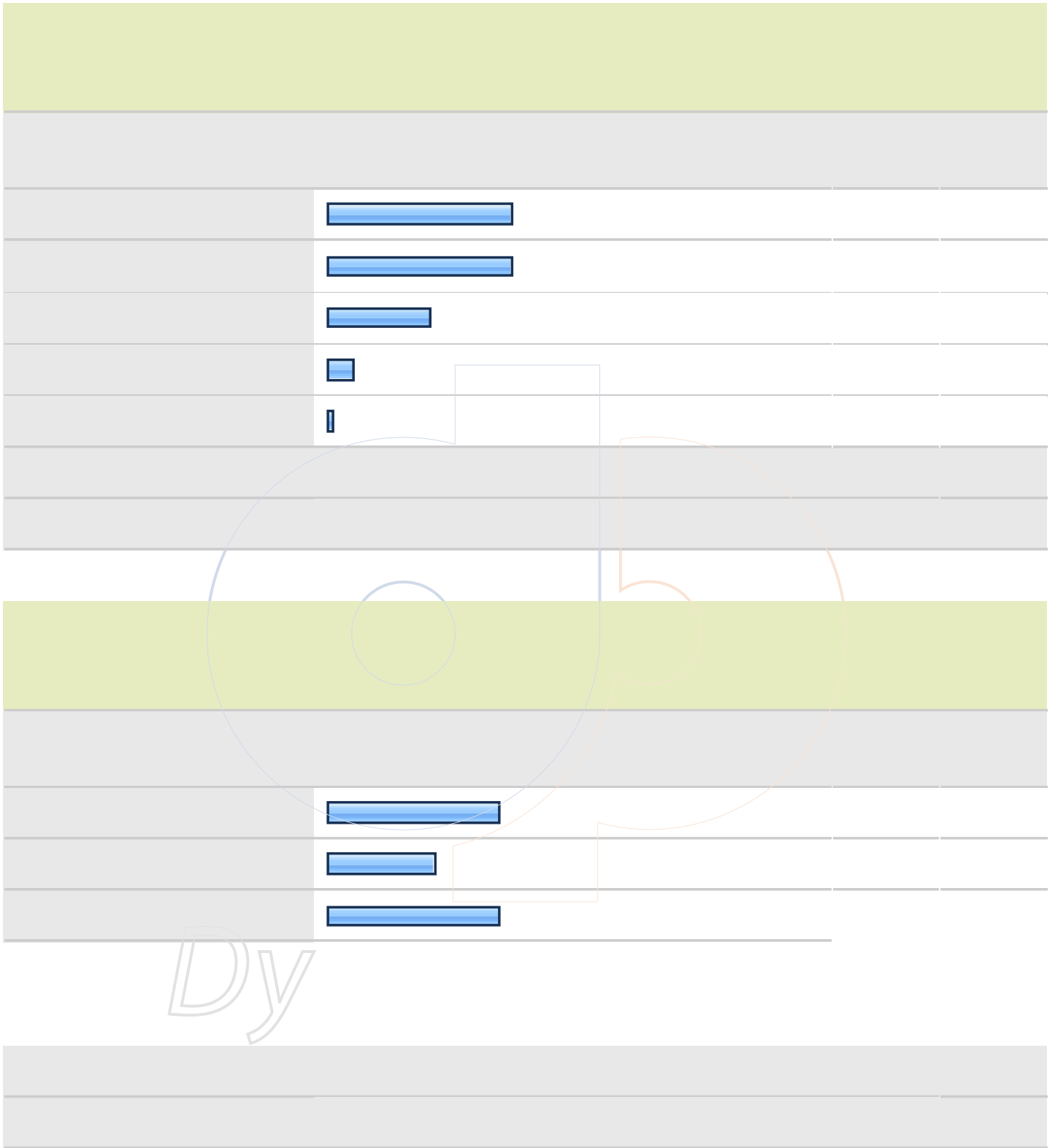
26. 28. Why did it take you an extra semester or more?

answered question	34
skipped question	68





27. 29. Did you have trouble getting any course(s) you needed while at Murray State?

answered question	101
skipped question	1





31. 33. Which statement best describes your experience with academic advising in your major/area?


		Response Percent	Response Count
Cannot judge; I did not make use of the opportunity.		4.0%	4
I was satisfied with information my adviser provided.		78.8%	78
Advice was inaccurate, incomplete, or misleading.		15.2%	15
My adviser was not available.		2.0%	2
		answered question	99
		skipped question	3


Dy

31. 33. Which statement best describes your experience with academic advising in your major/area?


answered question

99





Dy

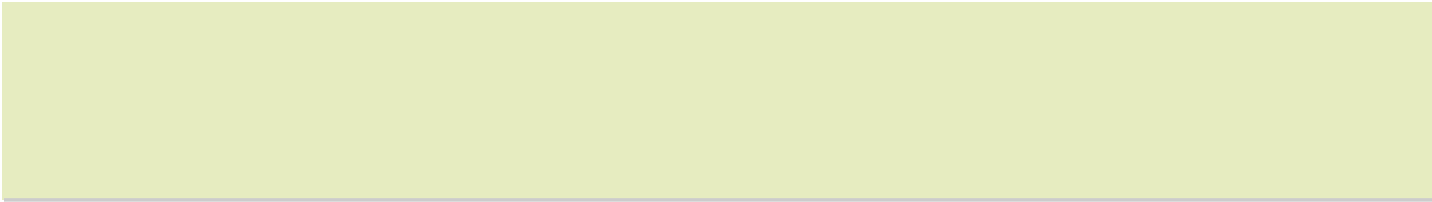


32. Questions 34-48 For each of these items, indicate the extent to which you were satisfied.

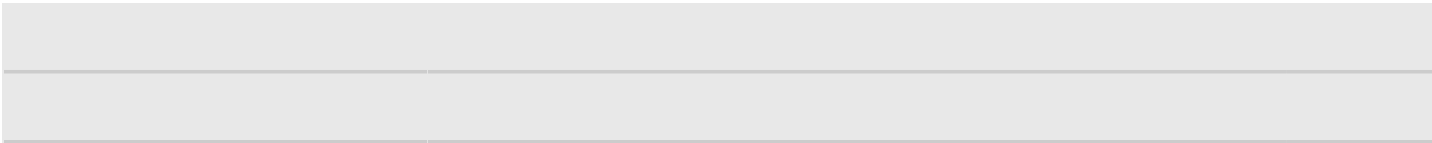
46 Effectiveness of library personnel in meeting your information needs	26.1% (24)	65.2% (60)	7.6% (7)	1.1% (1)	3.16	92
47. Access to on-hand or electronic library resources	31.5% (29)	60.9% (56)	6.5% (6)	1.1% (1)	3.23	92
48. Computer, individual and group work spaces available within University Libraries (Waterfield, Pogue and Overby)	30.4% (28)	57.6% (53)	10.9% (10)	1.1% (1)	3.17	92
answered question						93
skipped question						9

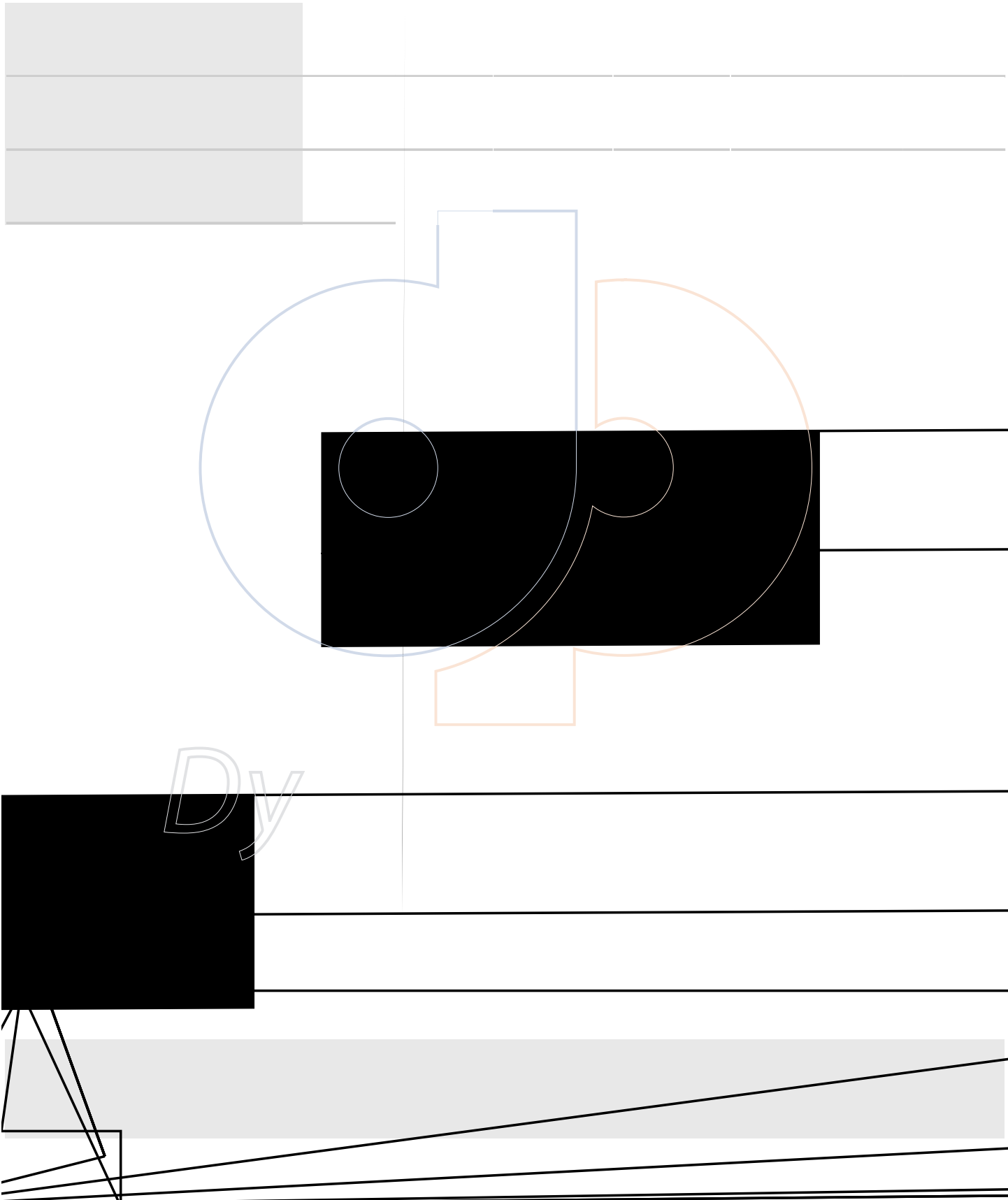
33. Questions 49-55 University Studies is designed to offer you a broad base of skills and knowledge and to prepare you for upper division study. Please indicate how effective University Studies at Murray State was in helping you achieve these goals.

	Very effective	Effective	Ineffective	Very ineffective	Rating Average	Rating Count
49. Writing skills	26.7% (24)	63.3% (57)	10.0% (9)	0.0% (0)	3.17	90
50. Speaking skills	31.1% (28)	57.8% (52)	8.9% (8)	2.2% (2)	3.18	90
51. Critical thinking skills	35.6% (32)	52.2% (47)	12.2% (11)	0.0% (0)	3.23	90
52. Technology skills/computer skills	32.2% (29)	54.4% (49)	11.1% (10)	2.2% (2)	3.17	90
53. General knowledge in the liberal arts and sciences	23.3% (21)	64.4% (58)	10.0% (9)	2.2% (2)	3.09	90
54. International perspectives	22.2% (20)	58.9% (53)	11.1% (10)	7.8% (7)	2.96	90
55. Stimulation of interest in areas outside your chosen field of study	25.6% (23)	57.8% (52)	11.1% (10)	5.6% (5)	3.03	90
answered question						90
skipped question						12



Dy







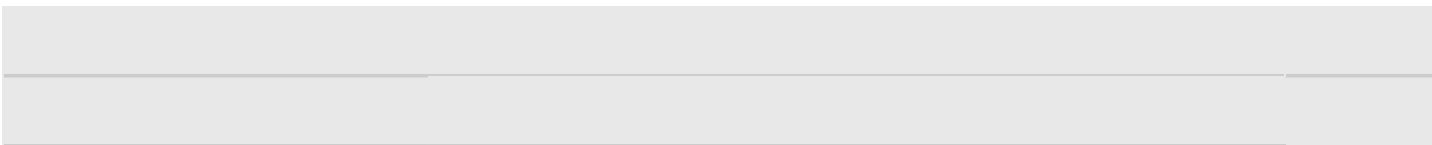
34. Questions 56-89 For each of these services, activities or programs that you used, please indicate the extent to which you were satisfied that they met your needs. For those that you did not use, mark the "Did Not Use" option.

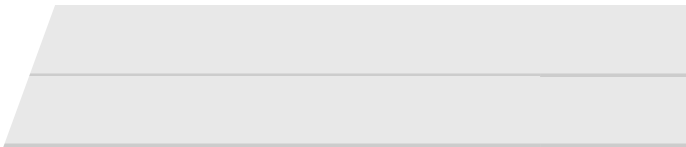
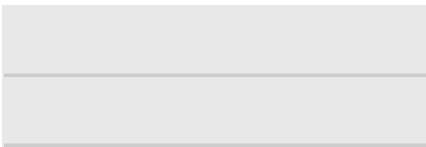
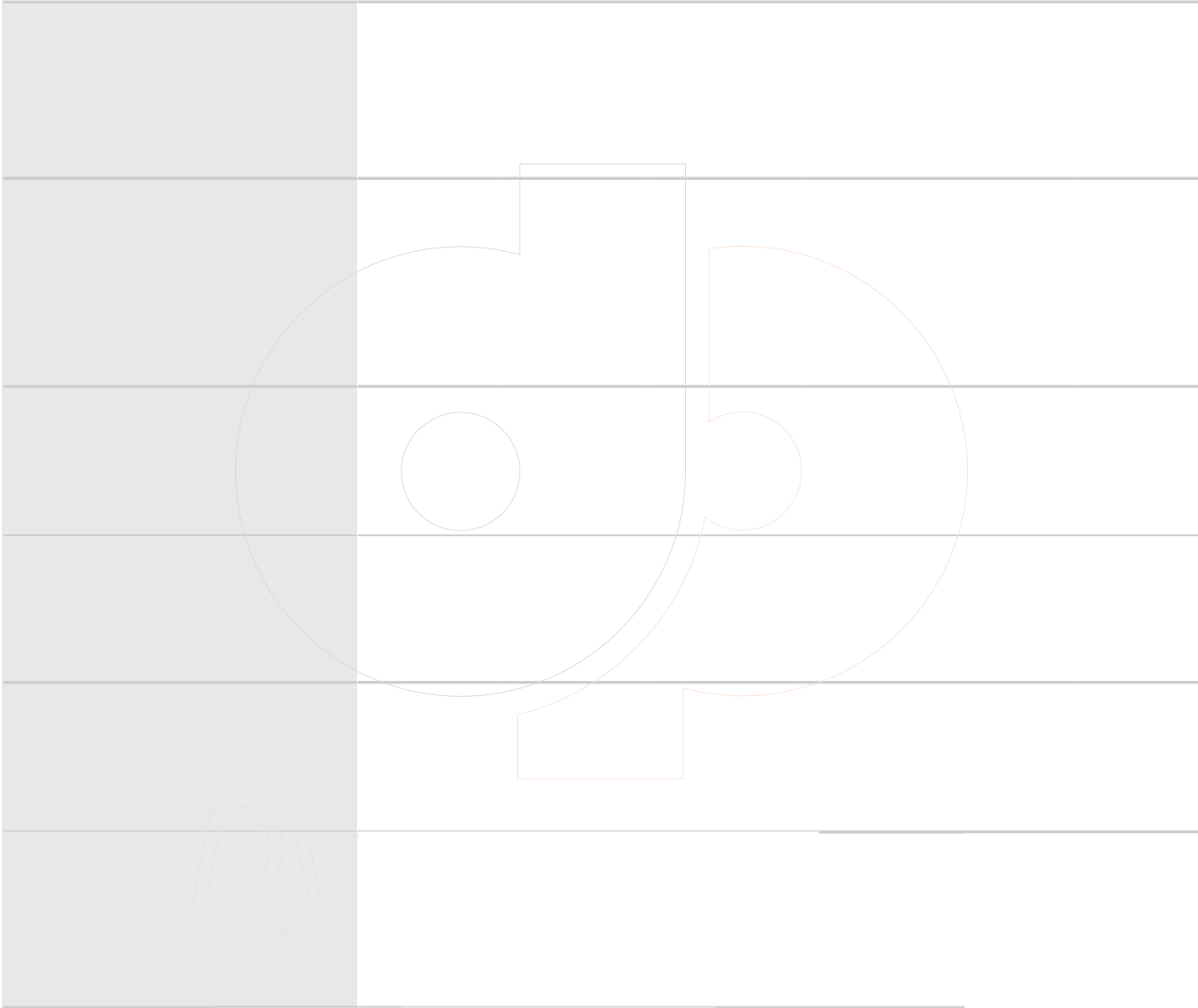


82. Student Disability Services (SDS)	8.0% (7)	14.9% (13)	1.1% (1)	0.0% (0)	75.9% (66)	3.29	87
83. Transcript requests	12.6% (11)	49.4% (43)	11.5% (10)	2.3% (2)	24.1% (21)	2.95	87
84. Student Support Services (SSS)	6.9% (6)	13.8% (12)	3.4% (3)	0.0% (0)	75.9% (66)	3.14	87
85. Transfer Center	10.3% (9)	32.2% (28)	5.7% (5)	0.0% (0)	51.7% (45)	3.10	87
86. University Counseling Services	10.2% (9)	11.4% (10)	3.4% (3)	0.0% (0)	75.0% (66)	3.27	88
87. Veteran Services	10.3% (9)	10.3% (9)	1.1% (1)	2.3% (2)	75.9% (66)	3.19	87
88. Wellness Center	30.7% (27)	59.1% (52)	2.3% (2)	0.0% (0)	8.0% (7)	3.31	88
89. Women's Center	5.7% (5)	6.9% (6)	1.1% (1)	0.0% (0)	86.2% (75)	3.33	87
answered question							89
skipped question							13

Dy



Dy














Dy

39. 103. What do you expect to do after you graduate?







		Response Percent	Response Count
I am unsure of my immediate plans.		6.1%	5
I will look for a job.		40.2%	33
I will continue working in the position I now have.		6.1%	5
I will work at a position I recently accepted.		18.3%	15
I will do additional undergraduate work.		0.0%	0
I will go to graduate school.		19.5%	16
I will go to law school.		0.0%	0
I will go to medical school.		3.7%	3
I will go to other professional school.		6.1%	5
I will not work or attend school.		0.0%	0
		answered question	82
		skipped question	20





39. 103. What do you expect to do after you graduate?

answered question	82
skipped question	20

40. 104. If you are already employed, how closely related is your job to your field of study?

		Response Percent	Response Count
Extremely close		29.3%	24
Somewhat close		13.4%	11
Somewhat different		1.2%	1
Extremely different		8.5%	7
I cannot determine		1.2%	1
Does not apply		46.3%	38
		answered question	82
		skipped question	20

Dy







Dy





41. 105. If you intend to work full-time, what do you expect your salary to be?

answered question	82
skipped question	20

42. 106. If you intend to continue your education, please indicate which statement best describes the institution you will attend.

		Response Percent	Response Count
Murray State University		23.2%	19
University/College in Kentucky		7.3%	6
University/College outside Kentucky		25.6%	21
Does not apply		43.9%	36
		answered question	82
		skipped question	20

43. 107. "I would recommend Murray State University to a prospective student."

		Response Percent	Response Count
Strongly agree		51.2%	42
Agree		40.2%	33
Disagree		3.7%	3
Strongly disagree		4.9%	4
		answered question	82
		skipped question	20

44. Feedback:

	Response Count
	9
answered question	9
skipped question	93



45. 17. Please identify the program/major in which you are earning a degree. If you have a double major, check both of your majors. (Note: Liberal Arts and Integrated Studies Students, check Liberal Arts or Integrated Studies. Do not check your field of study as a major.)

A large rectangular area with a light gray background and horizontal lines, intended for writing the answer to question 45.17. A large, faint watermark of the number '25' is visible in the center of this area.

45. 17. Please identify the program/major in which you are earning a degree. If you have a double major, check both of your majors. (Note: Liber1.082.3284 Tmm/major in w

Career & Technical Education (associate's)	0.0%	0
Career & Technical Education (bachelor's)	0.0%	0
Criminal Justice	0.0%	0
Elementary School Education	0.0%	0
Health & Physical Education	0.0%	0
Interdisciplinary Early Childhood Education	0.0%	0
Learning & Behavior Disorders	0.0%	0
Middle School Education	0.0%	0
Recreation & Leisure Services	0.0%	0
Social Work	0.0%	0
Youth & Nonprofit Leadership	0.0%	0
Art	0.0%	0
Creative Writing (BFA)	0.0%	0
English	0.0%	0
English Education (TESOL)	0.0%	0
Philosophy	0.0%	0
International Affairs	0.0%	0
Political Science	0.0%	0
Public Administration	0.0%	0


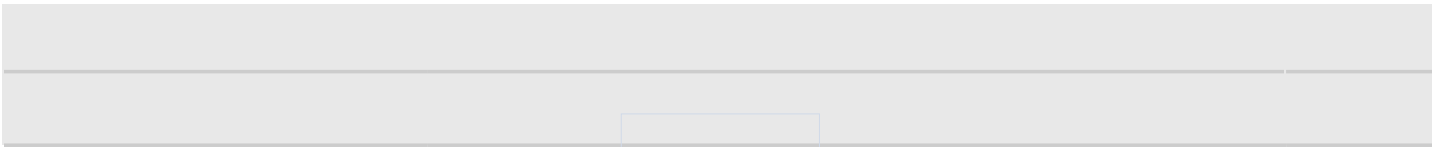


45. 17. Please identify the program/major in which you are earning a degree. If you have a double major, check both of your majors. (Note: Liberal Arts and Integrated Studies Students, check Liberal Arts or Integrated Studies. Do not check your field of study as a major.)

Sociology	0.0%	0
History	0.0%	0
Liberal Arts	0.0%	0
French	0.0%	0
German	0.0%	0
Japanese	0.0%	0
Spanish	0.0%	0
Music	0.0%	0
Music Business	0.0%	0
Psychology	0.0%	0
Theatre	0.0%	0
Biology	0.0%	0
Wildlife & Conservation Biology	0.0%	0
Chemistry	0.0%	0
Applied Physics	0.0%	0
Engineering Physics	0.0%	0
Physics	0.0%	0
Geosciences	0.0%	0
Civil Engineering Technology (associate's)	0.0%	0
Civil Engineering Technology (bachelor's)	0.0%	0
answered question		0
skipped question		102



Dy





Dy