

## MSU Senior Survey

### 1. 1. Graduation Date



#### Month

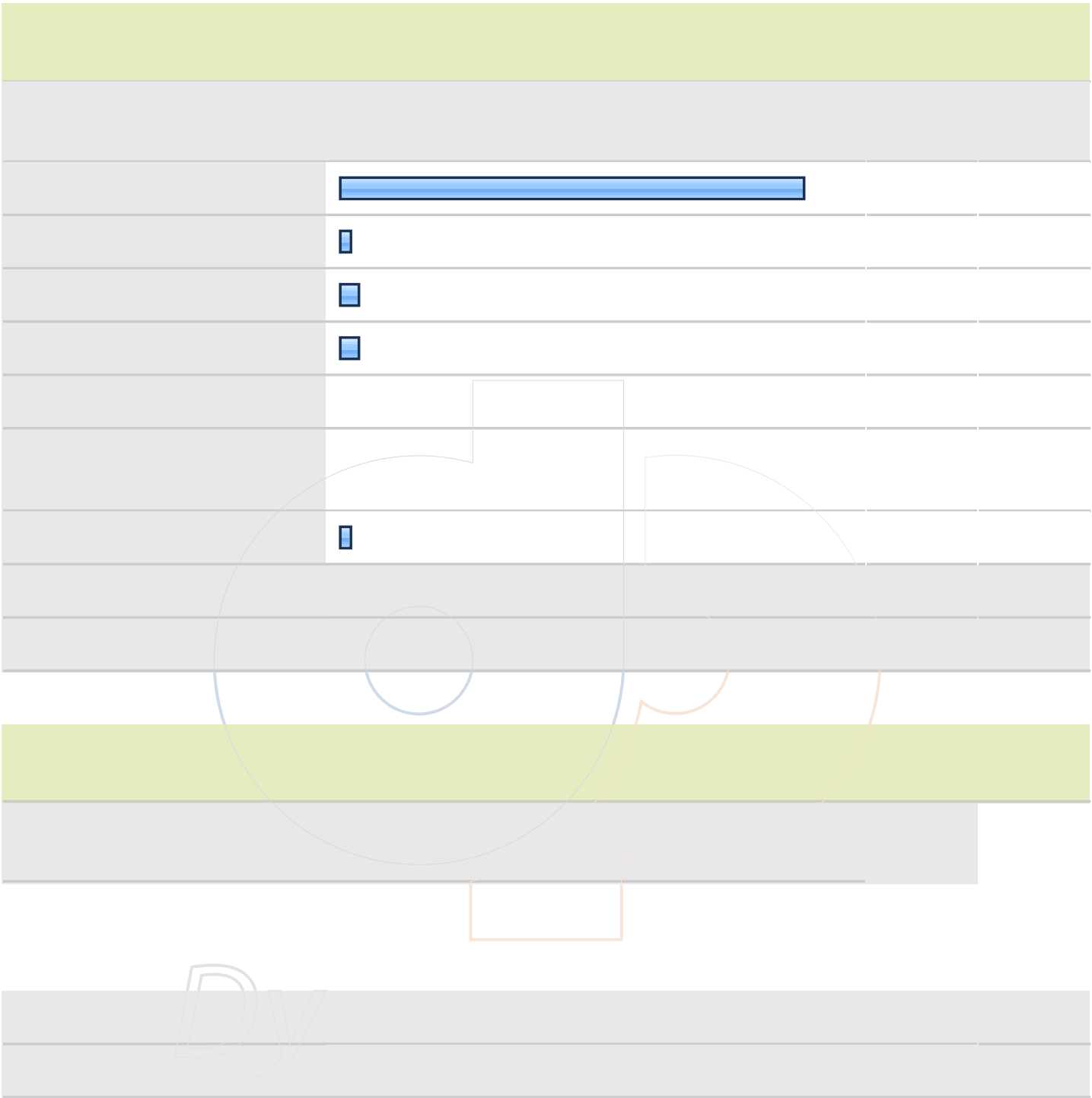
	May	August	December	Response Count
Please select the month and year that you plan to graduate:	79.3% (46)	1.7% (1)	19.0% (11)	58

#### Year




	2012	2013	2014	2015	2016	2017	2018	2019	2020	Response Count
Please select the month and year that you plan to graduate:	0.0% (0)	0.0% (0)	0.0% (0)	1.7% (1)	19.0% (11)	79.3% (46)	0.0% (0)	0.0% (0)	0.0% (0)	58
<b>answered question</b>										<b>58</b>
<b>skipped question</b>										<b>0</b>

### 2. 2. Gender

		Response Percent	Response Count
Female		86.2%	50
Male		13.8%	8
<b>answered question</b>			<b>58</b>
<b>skipped question</b>			<b>0</b>



### 5. 5. What is your residency classification at MSU?

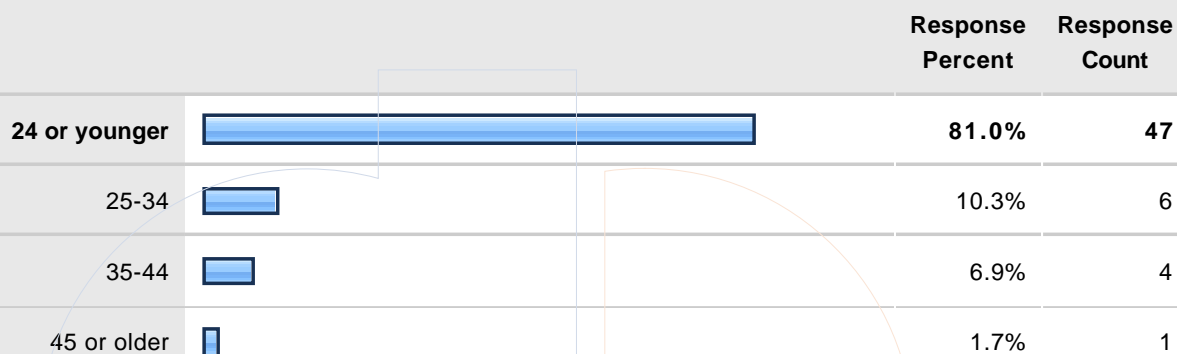
		Response Percent	Response Count
In-state		74.1%	43
Out-of-state		24.1%	14
International		1.7%	1
<b>answered question</b>			<b>58</b>
<b>skipped question</b>			<b>0</b>



### 5. 5. What is your residency classification at MSU?

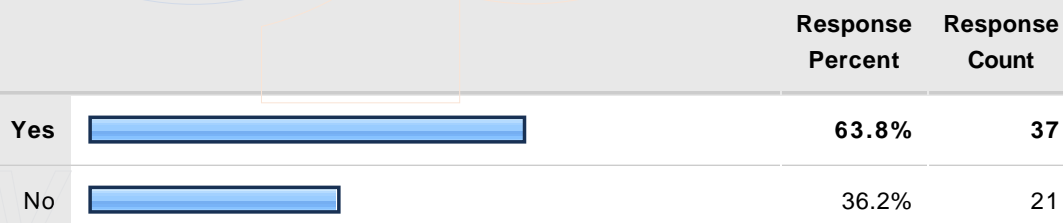
answered question	58
skipped question	0

### 6. 6. Age

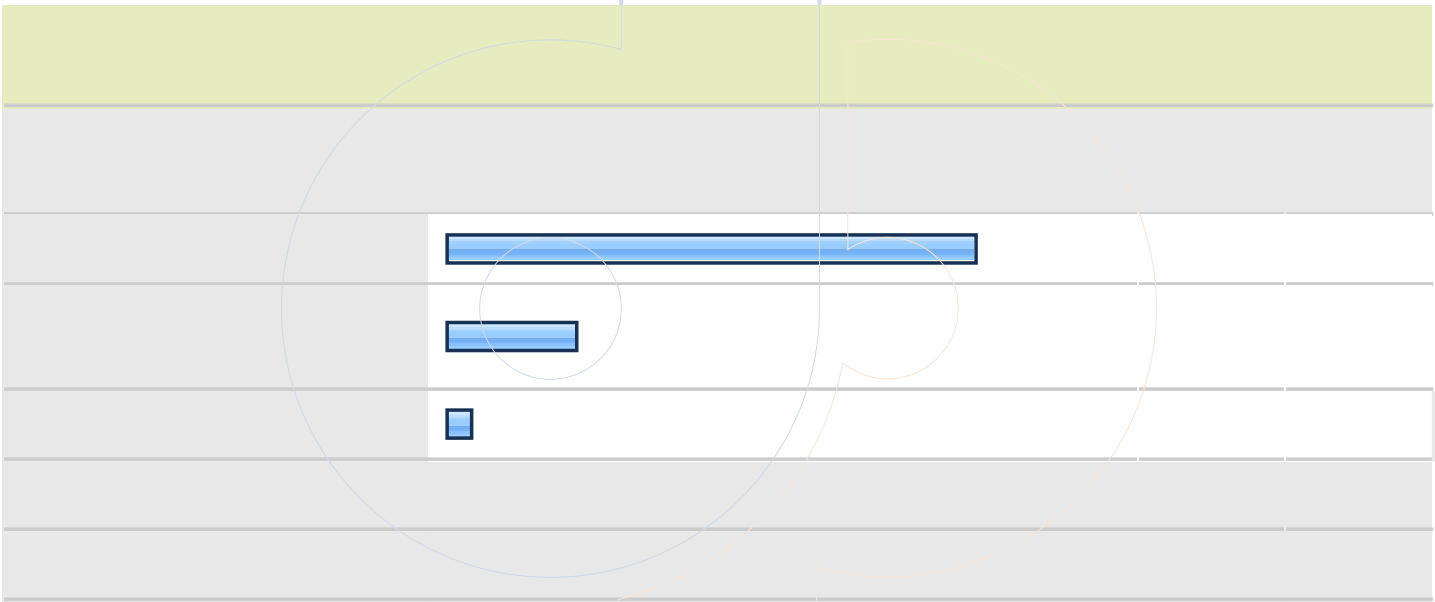
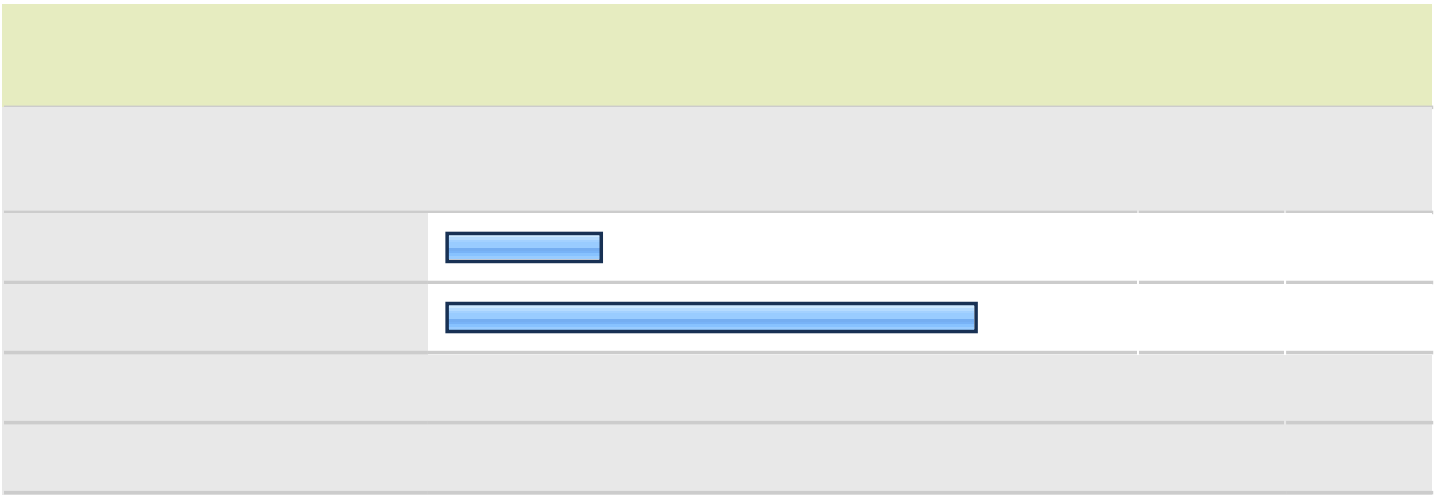


answered question	58
skipped question	0


### 7. 7. Has either of your parents received a bachelor's degree?



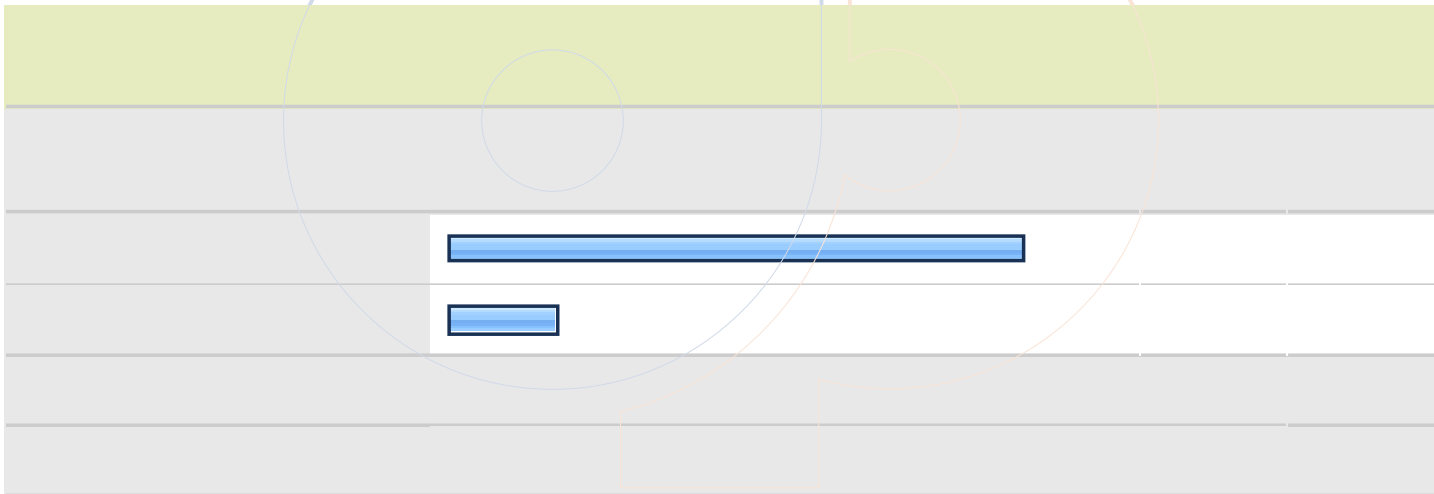
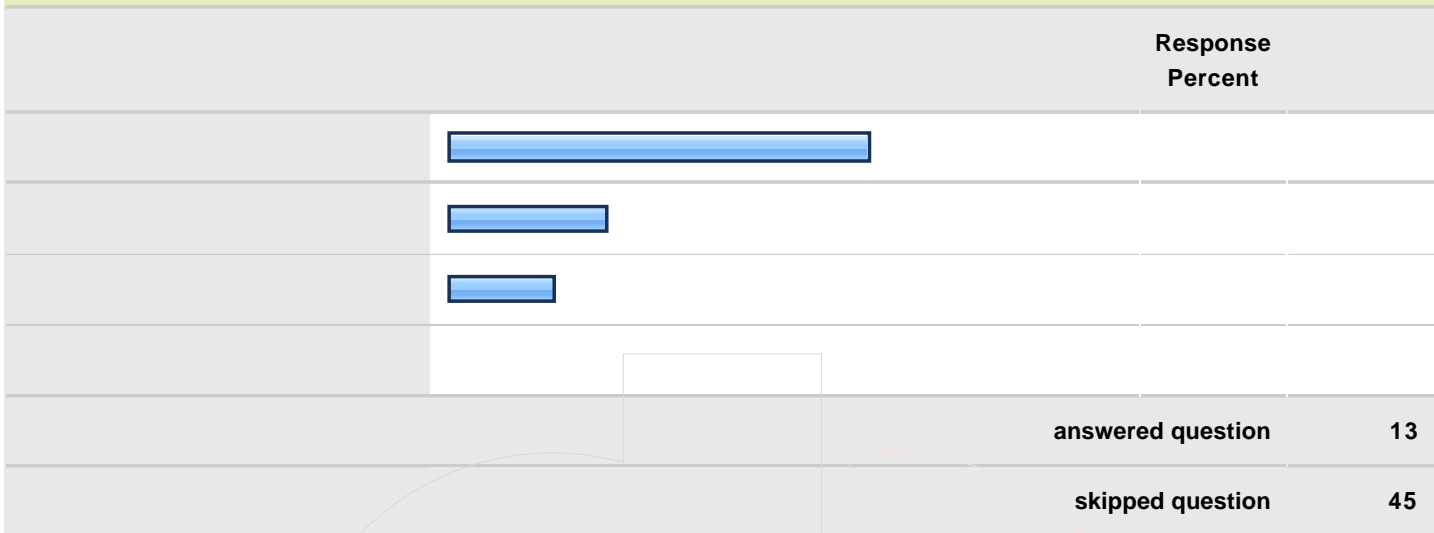
answered question	58
skipped question	0



Dy












**11. 11. Approximately what percent of your University Studies (general education) classes did you take at MSU?**



Dy

### 13. 13. In which Residential College are you a member?



		Response Percent	Response Count
Do not know		15.5%	9
Clark College		13.8%	8
Elizabeth College		13.8%	8
Franklin-Springer Colleges		12.1%	7
Hart College		15.5%	9
Hester College		6.9%	4
Regents College		6.9%	4
Richmond College		10.3%	6
White College		5.2%	3
		<b>answered question</b>	<b>58</b>
		<b>skipped question</b>	<b>0</b>

Dy







**13. 13. In which Residential College are you a member?**

answered question	58
skipped question	0

**14. 14. Have you ever received any type of Financial Aid while at MSU? (scholarships, grants, work-study, etc.)**





		Response Percent	Response Count
Yes		77.6%	45
No		22.4%	13
		answered question	58
		skipped question	0

**15. 15. How many years will it take you to complete your degree from the point of your initial enrollment in college (including any time at a previous institution)?**

		Response Percent	Response Count
Two		12.1%	7
Three		5.2%	3
Four		55.2%	32
Five		20.7%	12
Six		3.4%	2
More than six		3.4%	2
		answered question	58
		skipped question	0



### 16. 16. In what range does your grade point average fall?


		Response Percent	Response Count
Less than 2.00		0.0%	0
2.00-2.50		1.7%	1
2.51-3.00		12.1%	7
<b>3.01-3.50</b>		<b>48.3%</b>	<b>28</b>
3.51-4.00		37.9%	22
<b>answered question</b>			<b>58</b>
<b>skipped question</b>			<b>0</b>

Dy

**17. 17. Please identify the program/major in which you are earning a degree. If you have a double major, check both of your majors. (Note: Liberal Arts and Integrated Studies Students, check Liberal Arts or Integrated Studies. Do not check your field of study as a major.)**

	Response Percent	Response Count
Accounting	0.0%	0
Advertising	0.0%	0
Agricultural Science & Technology (associate's)	0.0%	0
Agricultural Science (bachelor's)	0.0%	0
Animal Technology/Animal-Equine	0.0%	0
Animal Technology/Vet Tech, Pre-Vet	0.0%	0
Applied Physics	0.0%	0
Art	0.0%	0
Athletic Training	0.0%	0
Biology	0.0%	0
Business Administration (associate's)	0.0%	0
Business Administration (bachelor's)	0.0%	0
Career & Technical Education (associate's)	0.0%	0
Career & Technical Education (bachelor's)	0.0%	0
Chemistry	0.0%	0
Civil Engineering Technology (associate's)	0.0%	0
	<b>answered question</b>	<b>58</b>
	<b>skipped question</b>	<b>0</b>




**17. 17. Please identify the program/major in which you are earning a degree. If you have a double major, check both of your majors. (Note: Liberal Arts and Integrated Studies Students, check Liberal Arts or Integrated Studies. Do not check your field of study as a major.)**

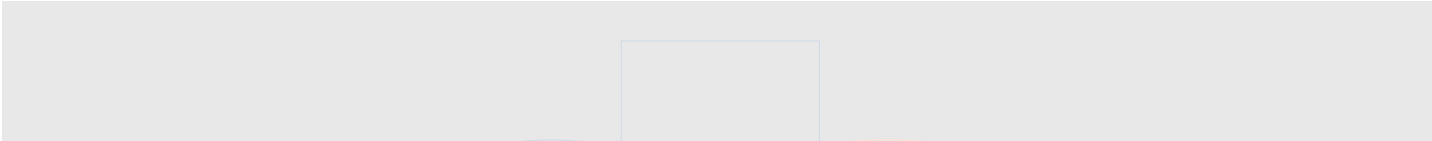

Civil Engineering Technology (bachelor's)		0.0%	0
Communication Disorders		0.0%	0
Community Health		0.0%	0
Computer Information Systems		0.0%	0
Computer Science		0.0%	0
Creative Writing (BFA)		0.0%	0
Criminal Justice		0.0%	0
Economics		0.0%	0
Electromechanical Engineering Technology		0.0%	0
Elementary School Education		0.0%	0
Engineering Graphics & Design		0.0%	0
Engineering Physics		0.0%	0
English		0.0%	0
English Education (TESOL)		0.0%	0
Exercise Science		27.6%	16
Finance		0.0%	0
French		0.0%	0
General Studies (associate's)		0.0%	0
Geosciences		0.0%	0
German		0.0%	0
<b>answered question</b>			<b>58</b>
<b>skipped question</b>			<b>0</b>

**17. 17. Please identify the program/major in which you are earning a degree. If you have a double major, check both of your majors. (Note: Liberal Arts and Integrated Studies Students, check Liberal Arts or Integrated Studies. Do not check your field of study as a major.)**

Graphic Communications Media	0.0%	0
Health & Physical Education	0.0%	0
Health Information Administration	0.0%	0
History	0.0%	0
Industrial Technology (associate's)	0.0%	0
Integrated Studies (BIS)	0.0%	0
Interdisciplinary Early Childhood Education	0.0%	0
Interior Design	0.0%	0
International Business	0.0%	0
International Studies	0.0%	0
Japanese	0.0%	0
Journalism	0.0%	0
Learning & Behavior Disorders	0.0%	0
Liberal Arts	0.0%	0
Logistics & Supply Chain Management	0.0%	0
Management	0.0%	0
Manufacturing Technology	0.0%	0
Marketing	0.0%	0
Mathematics	0.0%	0
<b>answered question</b>		<b>58</b>
<b>skipped question</b>		<b>0</b>




**17. 17. Please identify the program/major in which you are earning a degree. If you have a double major, check both of your majors. (Note: Liberal Arts and Integrated Studies Students, check Liberal Arts or Integrated Studies. Do not check your field of study as a major.)**

Middle School Education		0.0%	0
Music		0.0%	0
Music Business		0.0%	0
Nonprofit Leadership Studies		0.0%	0
<b>Nursing</b>		<b>48.3%</b>	<b>28</b>
Nursing/RN to BSN		19.0%	11
Nutrition, Dietetics, & Food Mgmt		5.2%	3
Occupational Safety and Health		0.0%	0
Organizational Communication		0.0%	0
Philosophy		0.0%	0
Physics		0.0%	0
Political Science		0.0%	0
Psychology		0.0%	0
Public Administration		0.0%	0
Public Relations		0.0%	0
Recreation & Leisure Services		0.0%	0
		<b>answered question</b>	<b>58</b>
		<b>skipped question</b>	<b>0</b>



*Dy*

### 19. 21. Which best describes your situation?

		Response Percent	Response Count
Did not change major/area		60.3%	35
Did not initially declare major/area		6.9%	4
Changed major/area		32.8%	19
		<b>answered question</b>	<b>58</b>
		<b>skipped question</b>	<b>0</b>



### 19. 21. Which best describes your situation?

answered question	58
skipped question	0

### 20. 22. While school was in session during the past year, how many hours per week, on average, did you work for pay?

		Response Percent	Response Count
Did not work		8.6%	5
Worked 1-10 hrs		8.6%	5
<b>Worked 11-20 hrs</b>		<b>41.4%</b>	<b>24</b>
Worked 21-30 hrs		20.7%	12
Worked 31-40 hrs		12.1%	7
Worked over 40 hrs		8.6%	5
		answered question	58
		skipped question	0

### 21. 23. For the most part, were classes offered at times convenient to you?

		Response Percent	Response Count
Yes		100.0%	58
No		0.0%	0
		answered question	58
		skipped question	0





## 22. 24. What time would you have preferred?

	Response Percent	Response Count
Late afternoon	0.0%	0
Evening	0.0%	0
Weekend	0.0%	0
During the day	0.0%	0
Online	0.0%	0
<b>answered question</b>		<b>0</b>
<b>skipped question</b>		<b>58</b>



## 23. 25. Which best describes the location where you completed the majority of your courses?

	Response Percent	Response Count
<b>Murray</b>	<b>77.6%</b>	<b>45</b>
Paducah	1.7%	1
Ft. Campbell	1.7%	1
Madisonville	1.7%	1
Hopkinsville	0.0%	0
Henderson	0.0%	0
Online	17.2%	10
Other (please specify)	0.0%	0
<b>answered question</b>		<b>58</b>
<b>skipped question</b>		<b>0</b>

### 24. 26. Did you take any online courses while at Murray State?








		Response Percent	Response Count
Yes		77.6%	45
No		22.4%	13
answered question			58
skipped question			0

### 25. 27. Did it take you an extra semester or more to complete degree requirements at Murray State?

		Response Percent	Response Count
Yes		39.7%	23
No		60.3%	35
answered question			58
skipped question			0

Dy

## 26. 28. Why did it take you an extra semester or more?

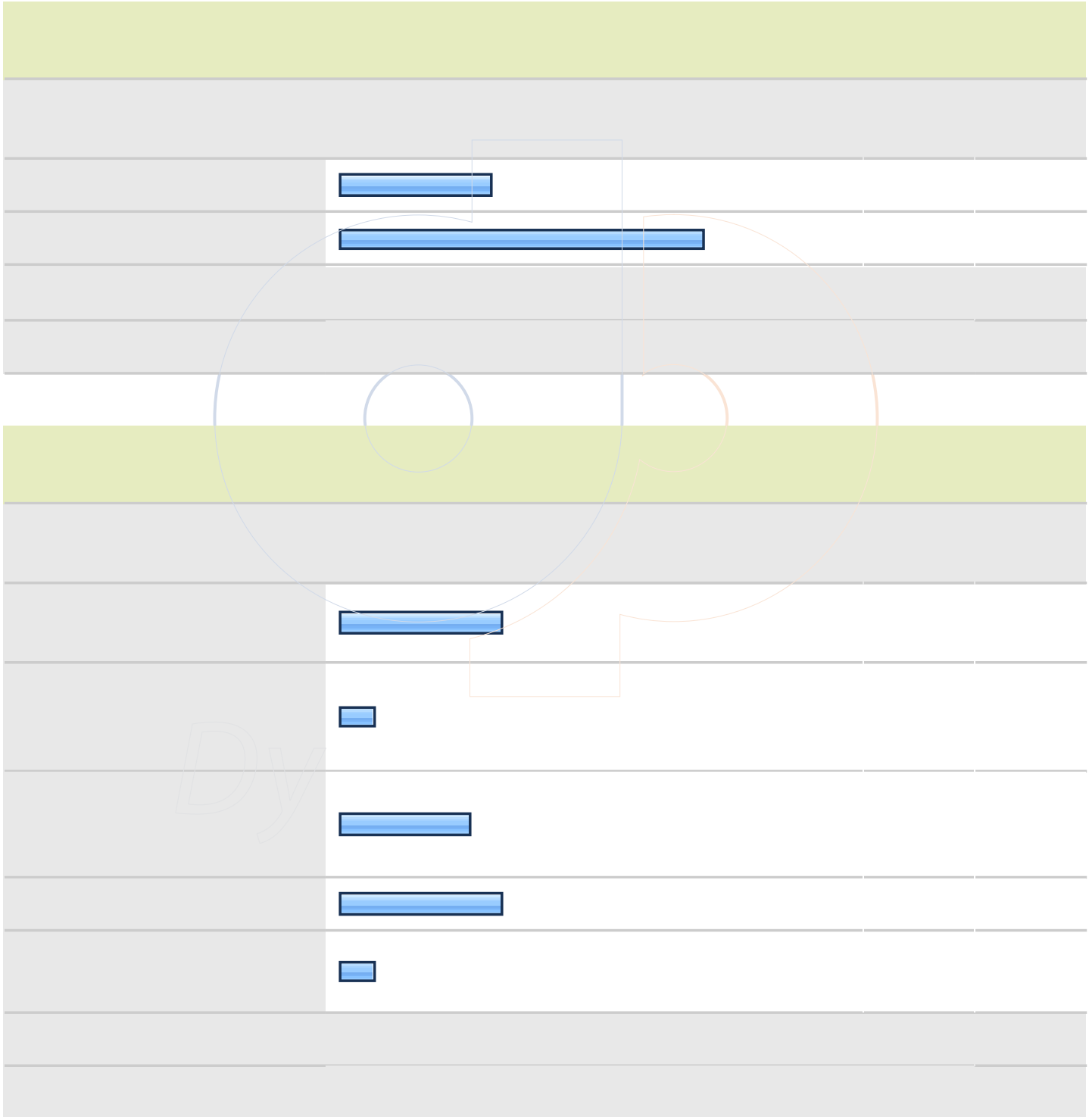
		Response Percent	Response Count
Work obligation limited my enrollment.		13.6%	3
Family obligations limited my enrollment.		9.1%	2
Tuition and other costs of attendance limited my enrollment.		4.5%	1
<b>A decision to change majors added to my requirements.</b>		<b>40.9%</b>	<b>9</b>
A required course or courses were not offered.		22.7%	5
Credits were lost transferring to Murray State.		4.5%	1
Other (please specify)		31.8%	7
		<b>answered question</b>	<b>22</b>
		<b>skipped question</b>	<b>36</b>

Dy

## 26. 28. Why did it take you an extra semester or more?

answered question 22

skipped question 36



### 29. 31. Which statement best describes your experience with off-campus coop/internship?

		Response Percent	Response Count
<b>Cannot judge; I did not have one.</b>		<b>40.4%</b>	<b>23</b>
My experience was very valuable.		35.1%	20
My experience was valuable.		19.3%	11
My experience was of little value.		5.3%	3
My experience was of no value.		0.0%	0
<b>answered question</b>			<b>57</b>
<b>skipped question</b>			<b>1</b>

### 30. 32. Which statement best describes your experience with on-campus faculty-directed research, scholarly, or creative project?

		Response Percent	Response Count
<b>Cannot judge; I did not have one.</b>		<b>43.9%</b>	<b>25</b>
My experience was very valuable.		21.1%	12
My experience was valuable.		28.1%	16
My experience was of little value.		7.0%	4
My experience was of no value.		0.0%	0
<b>answered question</b>			<b>57</b>
<b>skipped question</b>			<b>1</b>

### 31. 33. Which statement best describes your experience with academic advising in your major/area?


		Response Percent	Response Count
Cannot judge; I did not make use of the opportunity.	<input type="checkbox"/>	3.5%	
	<input type="checkbox"/>		
	<input type="checkbox"/>		
	<input type="checkbox"/>		
	<input type="checkbox"/>		
		<b>answered question</b>	<b>57</b>
		<b>skipped question</b>	<b>1</b>

Dy

**31. 33. Which statement best describes your experience with academic advising in your major/area?**

answered question 57

skipped question 1





Dy



### 32. Questions 34-48 For each of these items, indicate the extent to which you were satisfied.



46 Effectiveness of library personnel in meeting your information needs	38.9% (21)	<b>55.6% (30)</b>	5.6% (3)	0.0% (0)	3.33	54
47. Access to on-hand or electronic library resources	43.6% (24)	<b>49.1% (27)</b>	7.3% (4)	0.0% (0)	3.36	55
48. Computer, individual and group work spaces available within University Libraries (Waterfield, Pogue and Overby)	34.0% (18)	<b>58.5% (31)</b>	7.5% (4)	0.0% (0)	3.26	53
<b>answered question</b>						<b>57</b>
<b>skipped question</b>						<b>1</b>

### 33. Questions 49-55 University Studies is designed to offer you a broad base of skills and knowledge and to prepare you for upper division study. Please indicate how effective University Studies at Murray State was in helping you achieve these goals.

	Very effective	Effective	Ineffective	Very ineffective	Rating Average	Rating Count
49. Writing skills	38.9% (21)	<b>53.7% (29)</b>	7.4% (4)	0.0% (0)	3.31	54
50. Speaking skills	38.9% (21)	<b>55.6% (30)</b>	5.6% (3)	0.0% (0)	3.33	54
51. Critical thinking skills	40.7% (22)	<b>59.3% (32)</b>	0.0% (0)	0.0% (0)	3.41	54
52. Technology skills/computer skills	37.0% (20)	<b>55.6% (30)</b>	7.4% (4)	0.0% (0)	3.30	54
53. General knowledge in the liberal arts and sciences	33.3% (18)	<b>55.6% (30)</b>	9.3% (5)	1.9% (1)	3.20	54
54. International perspectives	31.5% (17)	<b>59.3% (32)</b>	7.4% (4)	1.9% (1)	3.20	54
55. Stimulation of interest in areas outside your chosen field of study	33.3% (18)	<b>53.7% (29)</b>	13.0% (7)	0.0% (0)	3.20	54
<b>answered question</b>						<b>54</b>
<b>skipped question</b>						<b>4</b>

**34. Questions 56-89** For each of these services, activities or programs that you used, please indicate the extent to which you were satisfied that they met your needs. For those that you did not use, mark the "Did Not Use" option.

	Very satisfied	Satisfied	Dissatisfied	Very dissatisfied	Did Not Use	Rating Average	Rating Count
56. African-American/Multicultural Student Services	11.5% (6)	17.3% (9)	0.0% (0)	1.9% (1)	<b>69.2% (36)</b>	3.25	52
57. Blackboard/Canvas	40.4% (21)	<b>55.8% (29)</b>	1.9% (1)	0.0% (0)	1.9% (1)	3.39	52
58. Career Services Office	24.5% (12)	<b>40.8% (20)</b>	2.0% (1)	0.0% (0)	32.7% (16)	3.33	49
59. Cultural programming and activities	15.7% (8)	25.5% (13)	2.0% (1)	0.0% (0)	<b>56.9% (29)</b>	3.32	51
60. Degree audit (MAP report)	40.4% (21)	<b>51.9% (27)</b>	0.0% (0)	0.0% (0)	7.7% (4)	3.44	52
61. Financial Aid Office customer service	28.8% (15)	<b>44.2% (23)</b>	5.8% (3)	3.8% (2)	17.3% (9)	3.19	52
62. Dining Services	25.0% (13)	<b>50.0% (26)</b>	5.8% (3)	1.9% (1)	17.3% (9)	3.19	52
63. Graduation Office	23.5% (12)	<b>45.1% (23)</b>	2.0% (1)	0.0% (0)	29.4% (15)	3.31	51
64. Greek life and activities	26.9% (14)	28.8% (15)	1.9% (1)	0.0% (0)	<b>42.3% (22)</b>	3.43	52
65. Health Services	32.7% (17)	<b>38.5% (20)</b>	1.9% (1)	0.0% (0)	26.9% (14)	3.42	52
66. Honor Societies/Departmental Clubs/Special Interest Organizations	21.6%						
<b>answered question</b>							<b>52</b>
<b>skipped question</b>							<b>6</b>








**34. Questions 56-89** For each of these services, activities or programs that you used, please indicate the extent to which you were satisfied that they met your needs. For those that you did not use, mark the "Did Not Use" option.


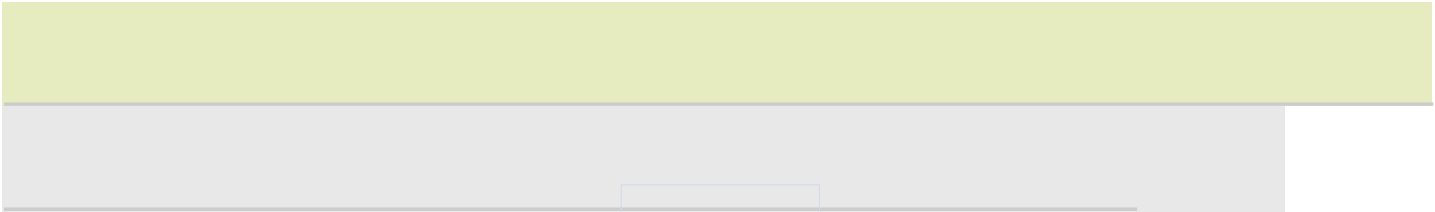

82. Student Disability Services (SDS)	18.0% (9)	14.0% (7)	0.0% (0)	0.0% (0)	<b>68.0% (34)</b>	3.56	50	
83. Transcript requests	29.4% (15)	<b>51.0% (26)</b>	7.8% (4)	0.0% (0)	11.8% (6)	3.24	51	
84. Student Support Services (SSS)	16.0% (8)	24.0% (12)	0.0% (0)	0.0% (0)	<b>60.0% (30)</b>	3.40	50	
85. Transfer Center	22.0% (11)	<b>40.0% (20)</b>	2.0% (1)	0.0% (0)	36.0% (18)	3.31	50	
86. University Counseling Services	18.0% (9)	20.0% (10)	4.0% (2)	0.0% (0)	<b>58.0% (29)</b>	3.33	50	
87. Veteran Services	14.0% (7)	14.0% (7)	2.0% (1)	0.0% (0)	<b>70.0% (35)</b>	3.40	50	
88. Wellness Center	<b>46.0% (23)</b>	32.0% (16)	2.0% (1)	0.0% (0)	20.0% (10)	3.55	50	
89. Women's Center	20.0% (10)	16.0% (8)	0.0% (0)	0.0% (0)	<b>64.0% (32)</b>	3.56	50	
<b>answered question</b>							<b>52</b>	
<b>skipped question</b>							<b>6</b>	

Dy

### 35. 90. To what extent did you participate in Residential College activities?

		Response Percent	Response Count
Did not participate		41.5%	22
Frequently		9.4%	5
Occasionally		30.2%	16
Seldom		18.9%	10
answered question			53
skipped question			5





*Dy*



*Dy*

**38. Questions 93-102 The University has formulated ten desired "Characteristics of the Murray State University Graduate." Please indicate how effective your MSU experience was in enhancing your abilities in each area.**

100. Understand the importance of the behaviors necessary to maintain a healthy lifestyle;	46.0% (23)	<b>54.0% (27)</b>	0.0% (0)	0.0% (0)	3.46	50
101. Demonstrate mastery of a chosen field of study;	46.0% (23)	<b>54.0% (27)</b>	0.0% (0)	0.0% (0)	3.46	50
102. Value intellectual pursuit and continuous learning in a changing world.	48.0% (24)	<b>52.0% (26)</b>	0.0% (0)	0.0% (0)	3.48	50
<b>answered question</b>						<b>51</b>
<b>skipped question</b>						<b>7</b>

Dy



### 39. 103. What do you expect to do after you graduate?

		Response Percent	Response Count
I am unsure of my immediate plans.		3.9%	2
I will look for a job.		13.7%	7
I will continue working in the position I now have.		11.8%	6
<b>I will work at a position I recently accepted.</b>		<b>37.3%</b>	<b>19</b>
I will do additional undergraduate work.		2.0%	1
I will go to graduate school.		25.5%	13
I will go to law school.		0.0%	0
I will go to medical school.		0.0%	0
I will go to other professional school.		5.9%	3
I will not work or attend school.		0.0%	0
		<b>answered question</b>	<b>51</b>
		<b>skipped question</b>	<b>7</b>

Dy

### 39. 103. What do you expect to do after you graduate?

answered question 51

skipped question 7

### 40. 104. If you are already employed, how closely related is your job to your field of study?



answered question 51

skipped question 7

Dy

### 41. 105. If you intend to work full-time, what do you expect your salary to be?


		Response Percent	Response Count
Above \$75,000		2.1%	1
\$65,000 - \$75,000		6.3%	3
<b>\$55,000 - \$64,999</b>		<b>25.0%</b>	<b>12</b>
\$45,000 - \$54,999		22.9%	11
\$35,000 - \$44,999		16.7%	8
\$25,000 - \$34,999		2.1%	1
Below \$25,000		4.2%	2
Does not apply		20.8%	10
<b>answered question</b>			<b>48</b>
<b>skipped question</b>			<b>10</b>

Dy

### 41. 105. If you intend to work full-time, what do you expect your salary to be?

<b>answered question</b>	<b>48</b>
<b>skipped question</b>	<b>10</b>


### 42. 106. If you intend to continue your education, please indicate which statement best describes your opinion.



#### 44. Feedback:

answered question 1

skipped question 57



**45. 17. Please identify the program/major in which you are earning a degree. If you have a double major, check both of your majors. (Note: Liberal Arts and Integrated Studies Students, check Liberal Arts or Integrated Studies. Do not check your field of study as a major.)**

Accounting		Response Percent answered question	Response Count
Accounting			
		answered question	0
		skipped question	58

Career & Technical Education (associate's)		0.0%	0
Career & Technical Education (bachelor's)		0.0%	0
Criminal Justice		0.0%	0
Elementary School Education		0.0%	0
Health & Physical Education		0.0%	0
Interdisciplinary Early Childhood Education		0.0%	0
Learning & Behavior Disorders		0.0%	0
Middle School Education		0.0%	0









*Dy*



